

RUCKUS SmartZone (ST-GA) AAA Interface Reference Guide, 7.0.0

Supporting SmartZone 7.0.0

© 2024 CommScope, Inc. All rights reserved.

No part of this content may be reproduced in any form or by any means or used to make any derivative work (such as translation, transformation, or adaptation) without written permission from CommScope, Inc. and/or its affiliates ("CommScope"). CommScope reserves the right to revise or change this content from time to time without obligation on the part of CommScope to provide notification of such revision or change.

Export Restrictions

These products and associated technical data (in print or electronic form) may be subject to export control laws of the United States of America. It is your responsibility to determine the applicable regulations and to comply with them. The following notice is applicable for all products or technology subject to export control:

These items are controlled by the U.S. Government and authorized for export only to the country of ultimate destination for use by the ultimate consignee or end-user(s) herein identified. They may not be resold, transferred, or otherwise disposed of, to any other country or to any person other than the authorized ultimate consignee or end-user(s), either in their original form or after being incorporated into other items, without first obtaining approval from the U.S. government or as otherwise authorized by U.S. law and regulations.

Disclaimer

THIS CONTENT AND ASSOCIATED PRODUCTS OR SERVICES ("MATERIALS"), ARE PROVIDED "AS IS" AND WITHOUT WARRANTIES OF ANY KIND, WHETHER EXPRESS OR IMPLIED. TO THE FULLEST EXTENT PERMISSIBLE PURSUANT TO APPLICABLE LAW, COMMSCOPE DISCLAIMS ALL WARRANTIES, EXPRESS OR IMPLIED, INCLUDING, BUT NOT LIMITED TO, IMPLIED WARRANTIES OF MERCHANTABILITY AND FITNESS FOR A PARTICULAR PURPOSE, TITLE, NON-INFRINGEMENT, FREEDOM FROM COMPUTER VIRUS, AND WARRANTIES ARISING FROM COURSE OF DEALING OR COURSE OF PERFORMANCE. CommScope does not represent or warrant that the functions described or contained in the Materials will be uninterrupted or error-free, that defects will be corrected, or are free of viruses or other harmful components. CommScope does not make any warranties or representations regarding the use of the Materials in terms of their completeness, correctness, accuracy, adequacy, usefulness, timeliness, reliability or otherwise. As a condition of your use of the Materials, you warrant to CommScope that you will not make use thereof for any purpose that is unlawful or prohibited by their associated terms of use.

Limitation of Liability

IN NO EVENT SHALL COMMSCOPE, COMMSCOPE AFFILIATES, OR THEIR OFFICERS, DIRECTORS, EMPLOYEES, AGENTS, SUPPLIERS, LICENSORS AND THIRD PARTY PARTNERS, BE LIABLE FOR ANY DIRECT, INDIRECT, SPECIAL, PUNITIVE, INCIDENTAL, EXEMPLARY OR CONSEQUENTIAL DAMAGES, OR ANY DAMAGES WHATSOEVER, EVEN IF COMMSCOPE HAS BEEN PREVIOUSLY ADVISED OF THE POSSIBILITY OF SUCH DAMAGES, WHETHER IN AN ACTION UNDER CONTRACT, TORT, OR ANY OTHER THEORY ARISING FROM YOUR ACCESS TO, OR USE OF, THE MATERIALS. Because some jurisdictions do not allow limitations on how long an implied warranty lasts, or the exclusion or limitation of liability for consequential or incidental damages, some of the above limitations may not apply to you.

Trademarks

CommScope and the CommScope logo are registered trademarks of CommScope and/or its affiliates in the U.S. and other countries. For additional trademark information see <https://www.commscope.com/trademarks>. All product names, trademarks, and registered trademarks are the property of their respective owners.

Patent Marking Notice

For applicable patents, see www.cs-pat.com.

Contents

Contact Information, Resources, and Conventions.....	7
Contacting RUCKUS Customer Services and Support.....	7
What Support Do I Need?.....	7
Open a Case.....	7
Self-Service Resources.....	8
Document Feedback.....	8
RUCKUS Product Documentation Resources.....	8
Online Training Resources.....	8
Document Conventions.....	9
Notes, Cautions, and Safety Warnings.....	9
Command Syntax Conventions.....	9
About This Guide.....	11
About this Guide.....	11
Terminology.....	11
Legend.....	12
Definition of Data Types.....	12
References.....	13
Ports to open for AP-Controller Communication.....	14
New In This Document.....	14
EAP Full Authentication.....	15
EAP Full Authentication Overview.....	15
EAP Full Authentication.....	15
RADIUS Access Request [ID].....	16
RADIUS Access Challenge [EAP Request (SIM Start)].....	21
RADIUS Access Request [EAP Response (NONCE_MT)].....	22
RADIUS Access Challenge [EAP Request (RAND, MAC)].....	27
RADIUS Access Request [EAP Response (SRES)].....	29
RADIUS Access Accept [EAP Success (MSK)].....	31
EAP - Full Authentication - 3GPP Solution.....	36
EAP-Full Authentication - 3GPP Solution Overview.....	37
RADIUS Access Request [ID].....	38
RADIUS Access Challenge [EAP Request (SIM Start)]	42
RADIUS Access Request [EAP Response (NONCE_MT)].....	43
RADIUS Access Challenge [EAP Request (RAND, MAC)].....	48
RADIUS Access Request [EAP Response (SRES)].....	50
RADIUS Access Accept [EAP Success (MSK)].....	53
Authorization Access Request.....	59
Authorization Access Accept.....	60
RADIUS Access Reject.....	61
RADSEC support for Authentication, Accounting and CoA or DM general mode.....	63
RADSEC Support For Authentication, Accounting and CoA or DM General Mode Overview.....	63
Validation Details For Establishing TLS Handshake For Authentication and Accounting over RADSEC.....	63
Validation Details For Establishing TLS Handshake For CoA or DM over RADSEC.....	63
Authentication and Accounting call flows over RADSEC.....	64
CoA or DM call flows over RADSEC.....	64

Configuring Controller with AAA Servers.....	67
Configuring SZ Admin with AAA Server Overview.....	67
Configuring SZ Admin with AAA Servers.....	68
Configuring SZ Admin with AAA Server Authentication Response.....	68
Hotspot (WISPr) Authentication and Accounting.....	71
Hotspot (WISPr) Authentication and Accounting Overview.....	71
Hotspot (WISPr) Authentication Request	72
Hotspot (WISPr) Authentication Response.....	78
Hotspot (WISPr) Accounting Request [Start].....	80
Hotspot (WISPr) Accounting Request [Stop/Interim].....	84
Hotspot (WISPr) Accounting Response.....	88
Hotspot 2.0 Authentication.....	89
Hotspot 2.0 Authentication Overview.....	89
SIM Based Authentication - Access Request.....	89
R2 Device Authentication.....	90
Access Request.....	91
Access Response.....	92
R2 Device Onboarding.....	93
Onboarding Access Request.....	93
Onboarding Access Response.....	93
Hotspot 2.0 VSAs.....	94
Accounting - Controller Initiated Accounting Messages.....	95
RADIUS Accounting Request [Start].....	95
RADIUS Accounting Request [Stop/Interim Update].....	103
RADIUS Accounting Response.....	109
AP Initiated Accounting Messages (PDG/LBO Sessions).....	109
Accounting Start Messages.....	110
Accounting Interim Update and Stop Messages.....	115
Accounting On Messages.....	119
Accounting Off Messages.....	121
AAA Server Dynamic Authorization and List of Vendor Specific Attributes.....	125
Dynamic Authorization and List of Vendor Specific Attributes - AAA Server.....	125
Service Authorization	126
Change of Authorization Support for Wired Clients	127
Change of Authorization (CoA) Messages - Not Set to Authorize Only.....	127
Change of Authorization Acknowledge Message (CoA Ack).....	129
Change of Authorization Negative Acknowledge Messages (CoA NAK)	129
Disconnect Messages.....	130
Acknowledgment of Disconnect Messages (DM Ack).....	132
Negative Acknowledge of Disconnect Messages (DM NAK).....	132
Disconnect Messages - Dynamic Authorization Client (AAA server).....	132
WISPr Vendor Specific Attributes.....	133
Ruckus Vendor Specific Attributes.....	133
AP Roaming Scenarios.....	137
AP Roaming Scenarios Overview.....	137
Roaming from AP1 to AP2 - PMK / OKC Disabled.....	138
Roaming from AP1 to AP2 - PMK / OKC Enabled.....	138
AP1 to AP2 Connected to Different Controller Node - PMK / OKC Disabled.....	139

Use Cases..... 141
 Use Case Scenarios..... 141

External DPSK over RADIUS..... 145
 External DPSK Over Radius Overview..... 145

Contact Information, Resources, and Conventions

- [Contacting RUCKUS Customer Services and Support](#)..... 7
- [Document Feedback](#)..... 8
- [RUCKUS Product Documentation Resources](#)..... 8
- [Online Training Resources](#)..... 8
- [Document Conventions](#)..... 9
- [Command Syntax Conventions](#)..... 9

Contacting RUCKUS Customer Services and Support

The Customer Services and Support (CSS) organization is available to provide assistance to customers with active warranties on their RUCKUS products, and customers and partners with active support contracts.

For product support information and details on contacting the Support Team, go directly to the RUCKUS Support Portal using <https://support.ruckuswireless.com>, or go to <https://www.ruckusnetworks.com> and select **Support**.

What Support Do I Need?

Technical issues are usually described in terms of priority (or severity). To determine if you need to call and open a case or access the self-service resources, use the following criteria:

- Priority 1 (P1)—Critical. Network or service is down and business is impacted. No known workaround. Go to the **Open a Case** section.
- Priority 2 (P2)—High. Network or service is impacted, but not down. Business impact may be high. Workaround may be available. Go to the **Open a Case** section.
- Priority 3 (P3)—Medium. Network or service is moderately impacted, but most business remains functional. Go to the **Self-Service Resources** section.
- Priority 4 (P4)—Low. Requests for information, product documentation, or product enhancements. Go to the **Self-Service Resources** section.

Open a Case

When your entire network is down (P1), or severely impacted (P2), call the appropriate telephone number listed below to get help:

- Continental United States: 1-855-782-5871
- Canada: 1-855-782-5871
- Europe, Middle East, Africa, Central and South America, and Asia Pacific, toll-free numbers are available at <https://support.ruckuswireless.com/contact-us> and Live Chat is also available.
- Worldwide toll number for our support organization. Phone charges will apply: +1-650-265-0903

We suggest that you keep a physical note of the appropriate support number in case you have an entire network outage.

Self-Service Resources

The RUCKUS Support Portal at <https://support.ruckuswireless.com> offers a number of tools to help you to research and resolve problems with your RUCKUS products, including:

- Technical Documentation—<https://support.ruckuswireless.com/documents>
- Community Forums—<https://community.ruckuswireless.com>
- Knowledge Base Articles—<https://support.ruckuswireless.com/answers>
- Software Downloads and Release Notes—https://support.ruckuswireless.com/#products_grid
- Security Bulletins—<https://support.ruckuswireless.com/security>

Using these resources will help you to resolve some issues, and will provide TAC with additional data from your troubleshooting analysis if you still require assistance through a support case or RMA. If you still require help, open and manage your case at https://support.ruckuswireless.com/case_management.

Document Feedback

RUCKUS is interested in improving its documentation and welcomes your comments and suggestions.

You can email your comments to RUCKUS at #Ruckus-Docs@commscope.com.

When contacting us, include the following information:

- Document title and release number
- Document part number (on the cover page)
- Page number (if appropriate)

For example:

- RUCKUS SmartZone Upgrade Guide, Release 5.0
- Part number: 800-71850-001 Rev A
- Page 7

RUCKUS Product Documentation Resources

Visit the RUCKUS website to locate related documentation for your product and additional RUCKUS resources.

Release Notes and other user documentation are available at <https://support.ruckuswireless.com/documents>. You can locate the documentation by product or perform a text search. Access to Release Notes requires an active support contract and a RUCKUS Support Portal user account. Other technical documentation content is available without logging in to the RUCKUS Support Portal.

White papers, data sheets, and other product documentation are available at <https://www.ruckusnetworks.com>.

Online Training Resources

To access a variety of online RUCKUS training modules, including free introductory courses to wireless networking essentials, site surveys, and products, visit the RUCKUS Training Portal at <https://commscopeuniversity.myabsorb.com/>. The registration is a two-step process described in this [video](#). You create a CommScope account and then register for, and request access for, CommScope University.

Document Conventions

The following table lists the text conventions that are used throughout this guide.

TABLE 1 Text Conventions

Convention	Description	Example
monospace	Identifies command syntax examples	<code>device(config)# interface ethernet 1/1/6</code>
bold	User interface (UI) components such as screen or page names, keyboard keys, software buttons, and field names	On the Start menu, click All Programs .
<i>italics</i>	Publication titles	Refer to the <i>RUCKUS Small Cell Release Notes</i> for more information.

Notes, Cautions, and Safety Warnings

Notes, cautions, and warning statements may be used in this document. They are listed in the order of increasing severity of potential hazards.

NOTE

A NOTE provides a tip, guidance, or advice, emphasizes important information, or provides a reference to related information.

ATTENTION

An ATTENTION statement indicates some information that you must read before continuing with the current action or task.



CAUTION

A CAUTION statement alerts you to situations that can be potentially hazardous to you or cause damage to hardware, firmware, software, or data.



DANGER

A DANGER statement indicates conditions or situations that can be potentially lethal or extremely hazardous to you. Safety labels are also attached directly to products to warn of these conditions or situations.

Command Syntax Conventions

Bold and italic text identify command syntax components. Delimiters and operators define groupings of parameters and their logical relationships.

Convention	Description
bold text	Identifies command names, keywords, and command options.
<i>italic text</i>	Identifies a variable.
[]	Syntax components displayed within square brackets are optional. Default responses to system prompts are enclosed in square brackets.
{x y z}	A choice of required parameters is enclosed in curly brackets separated by vertical bars. You must select one of the options.
x y	A vertical bar separates mutually exclusive elements.
< >	Nonprinting characters, for example, passwords, are enclosed in angle brackets.
...	Repeat the previous element, for example, <i>member[member...]</i> .
\	Indicates a "soft" line break in command examples. If a backslash separates two lines of a command input, enter the entire command at the prompt without the backslash.

About This Guide

- About this Guide..... 11
- Terminology..... 11
- Legend..... 12
- Definition of Data Types..... 12
- References..... 13
- Ports to open for AP-Controller Communication..... 14
- New In This Document..... 14

About this Guide

This SmartZone 300 (SZ300), SmartZone 100 (SZ100), Virtual SmartZone-Essentials (vSZ-E) and Virtual SmartZone-High-Scale (vSZ-H) (collectively referred to as “the controller” throughout this guide) AAA (RADIUS) Interface Reference Guide describes the interface between the controller and the Authentication, Authorization and Accounting (AAA) server. It describes the message flow between the controller and AAA for EAP-based full authentication, authorization, and accounting.

This guide is written for service operators and system administrators who are responsible for managing, configuring, and troubleshooting RUCKUS devices. Consequently, it assumes a basic working knowledge of local area networks, wireless networking, and wireless devices.

NOTE

The latest RADIUS versions support the TLS interface and can be used in the controller to support a TLS connection with the AAA server as RadSec proxy.

NOTE

If release notes are shipped with your product and the information there differs from the information in this guide, follow the instructions in the release notes.

Most user guides and release notes are available in Adobe Acrobat Reader Portable Document Format (PDF) or HTML on the RUCKUS Support Web site at <https://support.ruckuswireless.com/contact-us>.

Terminology

The table lists the terms used in this guide.

TABLE 2 Terms used in this guide

Terminology	Description
AAA	Authentication, Authorization, and Accounting
CHAP	Challenge Handshake Authentication Protocol
EAP	Extensible Authentication Protocol
EPS	Evolved Packet System
GGSN	Gateway GPRS Support Node
GSN	GPRS Support Node
HLR	Home Location Register
LCS	Location Services
MAP	Mobile Application Part

About This Guide

Legend

TABLE 2 Terms used in this guide (continued)

Terminology	Description
MTU	Maximum Transmission Unit
MWSG	Metro Wireless Security Gateway
OSU	Online Sign-Up
Passpoint	Hotspot 2.0 certification
PKI	Public Key Infrastructure
PDP	Packet Data Protocol
PPS-MO	Per Provider Subscription Management Object
R-WSG/WSG	Ruckus Wireless Security Gateway
Release1 Device	Hotspot 2.0 Release1 specification compliant device
Release 2 Device	Hotspot 2.0 Release 2 passpoint enabled device
RAC	Radio Access Controller
RADIUS	Remote Access Dial In User Service
TEID	Tunnel End Point Identifier
UE	User Equipment
WFA	Wi-Fi Alliance

Legend

The table lists the legends/presence used in this guide.

TABLE 3 Legends used in this guide

Legend/Presence	Description
M	Mandatory
O	Optional
C	Conditional
U	Indicates that the inclusion of the parameter is the choice of service-user

Definition of Data Types

The table lists the data types used in this guide.

TABLE 4 Data Types Definition

Data Type	Description
text	Printable, generally UTF-8 encoded (subset of 'string')
string	0-253 octets
ipaddr	4 octets in network byte order
integer	32 bit value in big endian order (high byte first)
date	32 bit value in big endian order - seconds since 00:00:00 GMT, Jan. 1, 1970.
ipv6addr	16 octets in network byte order.
ipv6prefix	18 octets in network byte order.
abinary	Ascend's binary filter format.


TABLE 4 Data Types Definition (continued)

Data Type	Description
byte	8 bit unsigned integer.
ether	6 octets of hh:hh:hh:hh:hh:hh where 'h' is hex digits, upper or lowercase.
short	16-bit unsigned integer.
octets	Raw octets, printed and input as hex strings. For example, 0x123456789abcdef.

References

The table lists the references used in this guide

TABLE 5 References used in this guide

Serial Number	Reference	Description
1.	3GPP TS 23.234	3GPP system to WLAN inter-working
2.	3GPP TS 33.234 	Wireless Local Area Network (WLAN) inter-working security
3.	RFC 2865	Remote authentication dial in user service (RADIUS)
4.	RFC 2866	RADIUS accounting
5.	RFC 5176	Dynamic authorization extensions to remote authentication dial in user service (RADIUS)
6.	RFC 5580	Carrying Location Objects in RADIUS and Diameter (August 2009)

About This Guide

Ports to open for AP-Controller Communication

Ports to open for AP-Controller Communication

The table below lists the ports that must be opened in the network firewall to ensure that the vSZ-D/SZ/vSZ (controller), managed APs, and RADIUS servers can communicate with each other successfully.

TABLE 6 Ports to open for AP-Controller Communication Inbound table

Ports to Open for AP-Controller Communication Port Number	Layer 4 Protocol	From (Sender)	To (Listener)	Interface	Configurable from Web Interface?	Purpose
1812	UDP	SZ-RAC	External AAA	Management, Cluster and Control NOTE The Management interface is applicable when vSZ-H is in single interface mode. If in 3-interface mode with Access and Core separation Disabled it will depend on the configured Management traffic interface.	Yes	To Support Radius Proxy Authentication
2083 (Radsec)	TCP	AAA server	SZ	Control, Cluster, Management	No	The default destination port number for RADIUS over TLS is TCP/2083 (As per RFC-6614)
2084 (CoA/DM Over RADSEC)	TCP	AAA server	SZ	Control, Cluster, Management	No	SZ as RADSEC server listens on port 2084 for incoming TLS connection from client (AAA Client) to process CoA/DM messages over RADSEC

NOTE

The destination interfaces are meant for three interface deployments. In a single interface deployment, all the destination ports must be forwarded to the combined management/control interface IP address.

New In This Document

TABLE 7 Key Features and Enhancements in 7.0.0 Rev A

Feature	Description	Reference
Ruckus-External-Url	Support for redirect URL that directs to a specific web page after successful authentication.	RADIUS Access Accept [EAP Success (MSK)] on page 31

EAP Full Authentication

- EAP Full Authentication Overview..... 15
- EAP Full Authentication..... 15
- EAP - Full Authentication – 3GPP Solution..... 36
- RADIUS Access Reject..... 61

EAP Full Authentication Overview

This reference guide describes the interface between the controller and the AAA (Authentication, Authorization and Accounting) server. The RADIUS protocol is used for interfacing between Access Points (AP) and controller as well as between the controller and a third party AAA server. The controller acts as a RADIUS proxy for authentication and authorization. This guide also describes the message flow between the controller and AAA for EAP based full authentication, authorization and accounting in the following sections. EAP-SIM is used as EAP message payload type but can be replaced with EAP-AKA without affecting call flows and RADIUS attributes except EAP-Message (79).

The controller supports two different call flows for authentication and authorization:

- A 3GPP standard based solution, where authentication and service authorization are performed separately.
- A proprietary solution where authentication and authorization are combined. This guide lists all the interface messages and RADIUS VSAs used between the controller and AAA.

NOTE

This guide does not provide design details of either the AAA server or the controller to handle interface requirements.

NOTE

Refer to the AP Roaming Scenarios chapter for various scenario cases.

NOTE

Refer to the Use Cases chapter for flow details on NAS IP, accounting session identifier and filter identifier.

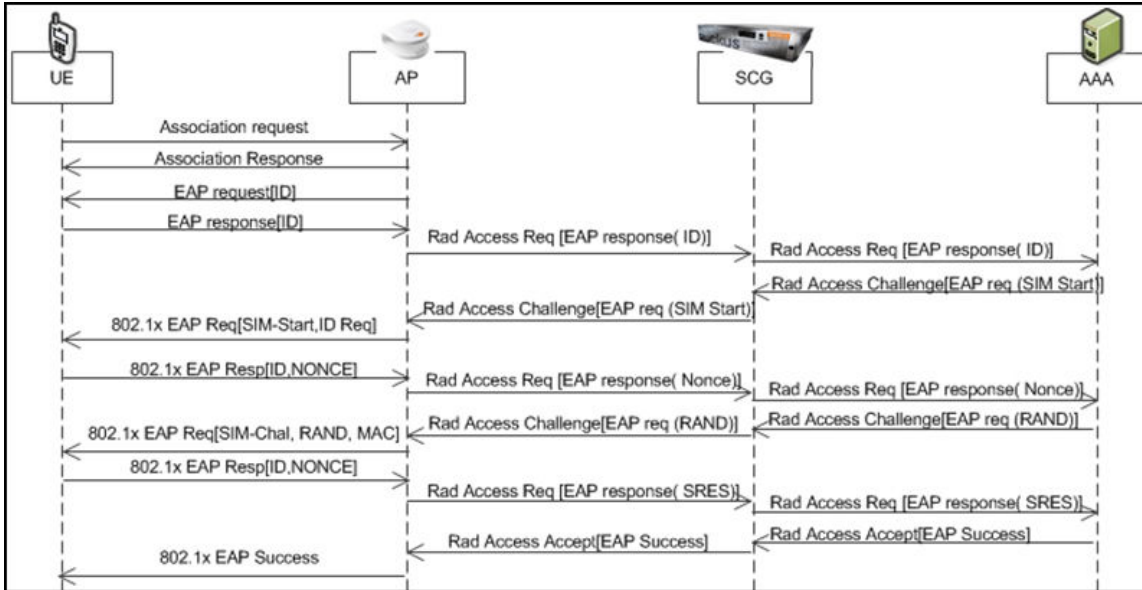
EAP Full Authentication

This is authentication and authorization combined together.

In this call flow, the controller acts as an AAA proxy server. It does not initiate a separate access request message to perform service authorization.

The figure below shows the detailed call flow.

FIGURE 1 Combined authentication sequence diagram



This section covers:

- [RADIUS Access Request \[ID\]](#) on page 16
- [RADIUS Access Challenge \[EAP Request \(SIM Start\)\]](#) on page 21
- [RADIUS Access Request \[EAP Response \(NONCE_MT\)\]](#) on page 22
- [RADIUS Access Challenge \[EAP Request \(RAND, MAC\)\]](#) on page 27
- [RADIUS Access Request \[EAP Response \(SRES\)\]](#) on page 29
- [RADIUS Access Accept \[EAP Success \(MSK\)\]](#) on page 31

RADIUS Access Request [ID]

The table lists the attribute details for the first message sent by the SZ300 and SZ100 controllers to the AAA server.

NOTE

When RFC 5580 is enabled for a WLAN and the AAA server supports RFC 5580, location-related information is not conveyed in access requests. Instead, the exchange of location-related information is negotiated between the controller and the AAA server as stipulated in RFC 5580.

TABLE 8 RADIUS access request attributes

Attribute	Attribute ID	Presence	Type	Description
User-Name	1	M	String	Indicates the name of the user to be authenticated.
User-Password	2	C	String	This attribute indicates the password of the user to be authenticated. It is mandatory for PAP authentication.
NOTE This attribute is available in SZ300 only.				

TABLE 8 RADIUS access request attributes (continued)

Attribute	Attribute ID	Presence	Type	Description
CHAP-Password NOTE This attribute is available in SZ300 only.	3	C	String	This attribute indicates the value provided by a CHAP user in response to the access-challenge. It is mandatory for CHAP authentication.
NAS-IP-Address NOTE This attribute is available in SZ300 only.	4	C	Integer	This attribute is the IP address of the AP which is serving the station or controller's control IP address, controller's management IP address and user defined value.
NAS-Port	5	O	Integer	This attribute indicates the physical port number of the NAS which authenticates the user. The controller uses the association ID for the STA in the AP to represent this.
Service-Type	6	O	Integer	Indicates the type of service based on the user request or the type of service to be provided.
Framed MTU	12	O	Integer	Indicates the Maximum Transmission Unit (MTU) to be configured for the user, when it is not negotiated by some other means.
Vendor-Specific	26	C	Integer	Vendor ID: Ruckus:25053 VSA: Ruckus-SCG-CBLADE-IP (7) VSA Length: 6 Reports the control plane IP address. Ruckus VSAs are received from Ruckus APs only. It is optional for 3rd party APs.
Vendor-Specific	26	C	Integer	Vendor ID:Ruckus:25053 VSA: Ruckus-SCG-DBLADE-IP (8) VSA Length: 6 Reports the control plane IP address. Ruckus VSAs are received from Ruckus APs only. It is optional for 3rd party APs.

TABLE 8 RADIUS access request attributes (continued)

Attribute	Attribute ID	Presence	Type	Description
Vendor-Specific	26	C	String	Vendor ID: Ruckus:25053 VSA: Ruckus-SSID (3) VSA Length: Variable Reports the associated WLANs SSID in access request and accounting packet. Ruckus VSAs are received from Ruckus APs only. It is optional for 3rd party APs.
Vendor-Specific	26	C	String	Vendor ID: Ruckus:25053 VSA: Ruckus-Location (5) VSA Length: Variable Reports the device location for this AP. This is a configurable value in the device location setting. Ruckus VSA is received only from Ruckus AP. It is optional for 3rd party APs.
Called Station ID	30	O	String	This attribute allows NAS to send the ID (BSSID), which is called by the user. It is MAC of the AP. It supports 2 types of values, namely BSSID:SSID, where BSSID is the MAC address of the WLAN on AP. The second value is AP-MAC:SSID, where AP-MAC is the MAC address of the AP. The letters in the MAC address are in uppercase. For example: 11-22-33-AA-BB-CC:SSID.
Calling Station ID	31	M	String	Allows NAS to send the ID (UE MAC), which indicates as to who is calling this server.
NAS-Identifier	32	C	Integer	NAS-IP-Address or NAS-Identifier attribute is mandatory in received messages. It supports 3 types of values, namely BSSID (MAC address of the WLAN on AP), AP-MAC (MAC address of AP) and user defined address (maximum length of 62).
Proxy-State	33	O	Octets	This attribute is available to be sent by a proxy server (controller) to another server (AAA server) when forwarding an access request, accounting request (start, stop or interim) and must be returned unmodified in the access accept, access reject, access challenge and accounting response.

TABLE 8 RADIUS access request attributes (continued)

Attribute	Attribute ID	Presence	Type	Description
Acct-Session-ID	44	M	Integer	This attribute is a unique accounting identity to facilitate easy matching of start, interim and stop records in a log file. The start, interim and stop records for a given session must have the same Acct-Session-ID.
NAS-Port-Type	61	M	Integer	Indicates the physical port type of NAS, which authenticates the user.
Connect-Info	77	O	String	This attribute is sent from the NAS to indicate the nature of the user's connection.
EAP Message	79	M	Octets	This attribute encapsulates Extensible Authentication Protocol (EAP) packets, which allows NAS to authenticate dial-in users via EAP, without having to understand the EAP protocol (EAP payload, EAP-SIM or EAP-AKA).
Message Authenticator	80	M	Octets	This attribute is used in signing access requests for preventing spoofing of access requests using CHAP, ARAP or EAP authentication methods. It authenticates this whole RADIUS packet - HMAC-MD5 (Type Identifier Length Request Authenticator Attributes).
Chargeable User ID	89	M	String	This attribute sends a null value during authentication.
Operator-Name	126	M	String	The attribute identifies the owner of the access network by the AAA server. It is encoded as per RFC 5580. NOTE This attribute is included only if the location delivery method is Out of Band as specified in RFC 5580

TABLE 8 RADIUS access request attributes (continued)

Attribute	Attribute ID	Presence	Type	Description
Location-Information	127	M	Octets	<p>This is a composite attribute, which provides meta data about the location information. It is encoded as per RFC 5580.</p> <p>NOTE This attribute is included only if the location delivery method is Out of Band as specified in RFC 5580.</p>
Location-Data	128	M	Octets	<p>This attribute contains the actual location information. It is encoded as per RFC 5580.</p> <p>NOTE This attribute is included only if the location delivery method is Out of Band as specified in RFC 5580.</p>
Basic-Location-Policy-Rules	129	M	Octets	<p>This attribute provides the basic privacy policy associated to the location information. It is encoded as per RFC 5580.</p> <p>NOTE This attribute is included only if the location delivery method is Out of Band as specified in RFC 5580.</p>
Extended-Location-Policy-Rules	130	M	Octets	<p>This attribute provides the extended privacy policy for the target whose location is specified. This attribute is sent with the above attribute (basic location policy). It is encoded as per RFC 5580.</p> <p>NOTE This attribute is included only if the location delivery method is Out of Band as specified in RFC 5580.</p>

TABLE 8 RADIUS access request attributes (continued)

Attribute	Attribute ID	Presence	Type	Description
Location-Capable	131	M	Integer	<p>This attribute is sent in RADIUS access request during the authentication phase to indicate the AP's capability for providing the location. Encoded as per RFC 5580.</p> <p>NOTE This attribute is included only if location delivery method is not Out of Band.</p>

RADIUS Access Challenge [EAP Request (SIM Start)]

The table lists the attribute details of the first message sent by the AAA to the controller, which is forwarded to the RADIUS client (access point).

TABLE 9 RADIUS access challenge attributes

Attribute	Attribute ID	Presence	Type	Description
State	24	O	Integer	This attribute is sent by the server to the client in an access-challenge message and must be sent unmodified from the client to the server in the new access request message - a reply to that challenge, if any.
Proxy-State	33	C	Integer	This attribute is available to be sent by a proxy server (controller) to another server (AAA server) when forwarding an access request, accounting request (start, stop or interim) and must be returned unmodified in the access accept, access reject, access-challenge and accounting response.
EAP Message	79	M	Integer	This attribute encapsulates Extensible Authentication Protocol (EAP) packets, which allows NAS to authenticate dial-in users via EAP, without having to understand the EAP protocol (EAP payload, EAP-SIM or EAP-AKA).
Message Authenticator	80	M	Integer	This attribute is used in signing access requests for preventing spoofing of access requests using CHAP, ARAP or EAP authentication methods. It authenticates this whole RADIUS packet - HMAC-MD5 (Type Identifier Length Request Authenticator Attributes).
Chargeable User ID	89	O	Integer	This attribute sends a null value during authentication.

TABLE 9 RADIUS access challenge attributes (continued)

Attribute	Attribute ID	Presence	Type	Description
Basic-Location-Policy-Rules	129	M	String	<p>This attribute provides the basic privacy policy associated to the location information. It is encoded as per RFC 5580.</p> <p>NOTE This attribute is expected from the AAA server in the initial request location delivery method mentioned in RFC 5580.</p>
Extended-Location-Policy-Rules	130	M	String	<p>This attribute provides the extended privacy policy for the target whose location is specified. This attribute is sent with the above attribute (basic location policy). It is encoded as per RFC 5580.</p> <p>NOTE This attribute is expected from the AAA server in the initial request location delivery method mentioned in RFC 5580.</p>
Requested-Location-Info	132	M	Integer	<p>This attribute is only used in messages sent by the AAA server towards the AP. Using this attribute the AAA server indicates its request for location information. Encoded as per RFC 5580.</p> <p>NOTE This attribute is expected from the AAA server in the initial request location delivery method mentioned in RFC 5580.</p>

RADIUS Access Request [EAP Response (NONCE_MT)]

The table lists the attribute details of messages sent by the SZ300 and SZ100 controller to the AAA server and responses received from the UEs.

TABLE 10 RADIUS access request attributes

Attribute	Attribute ID	Presence	Type	Description
User-Name	1	M	String	Indicates the name of the user to be authenticated.
User-Password NOTE This attribute is available in SZ300 only.	2	C	String	This attribute indicates the password of the user to be authenticated. It is mandatory for PAP authentication.

TABLE 10 RADIUS access request attributes (continued)

Attribute	Attribute ID	Presence	Type	Description
CHAP-Password NOTE This attribute is available in SZ300 only.	3	C	String	This attribute indicates the value provided by a CHAP user in response to the access-challenge. It is mandatory for CHAP authentication.
NAS-IP-Address NOTE This attribute is available in SZ300 only.	4	C	Integer	This attribute is the IP address of the AP which is serving the station or controller's control IP address, controller's management IP address and user defined value.
NAS-Port	5	O	Integer	This attribute indicates the physical port number of the NAS which authenticates the user. The controller uses the association ID for the STA in the AP to represent this.
Service-Type	6	O	Integer	Indicates the type of service based on the user request or the type of service to be provided.
Framed MTU	12	O	Integer	Indicates the Maximum Transmission Unit (MTU) to be configured for the user, when it is not negotiated by some other means.
State	24	O	Integer	This attribute is sent by the server to the client in an access-challenge message and must be sent unmodified from the client to the server in the new access request message - a reply to that challenge, if any.
Vendor-Specific	26	C	Integer	VSA Length: 6 Reports the associated WLANs ID. Ruckus VSA is received only from Ruckus AP. It is optional for 3rd party APs.
Vendor-Specific	26	C	Integer	Vendor ID: Ruckus:25053 VSA: Ruckus-SCG-CBLADE-IP (7) VSA Length: 6 Reports the control plane IP address. Ruckus VSAs are received from Ruckus APs only. It is optional for 3rd party APs.

TABLE 10 RADIUS access request attributes (continued)

Attribute	Attribute ID	Presence	Type	Description
Vendor-Specific	26	C	Integer	Vendor ID: Ruckus:25053 VSA: Ruckus-SCG-DBLADE-IP (8) VSA Length: 6 Reports the data plane IP address. Ruckus VSAs are received from Ruckus APs only. It is optional for 3rd party APs.
Vendor-Specific	26	C	String	Vendor ID: Ruckus:25053 VSA: Ruckus-SSID (3) VSA Length: Variable Reports the associated WLANs SSID in access request and accounting packet. Ruckus VSAs are received from Ruckus APs only. It is optional for 3rd party APs.
Vendor-Specific	26	C	String	Vendor ID: Ruckus:25053 VSA: Ruckus-Location (5) VSA Length: Variable Reports the device location for this AP. This is a configurable value in the device location setting. Ruckus VSA is received only from Ruckus AP. It is optional for 3rd party APs.
Called Station ID	30	O	Integer	This attribute allows NAS to send the ID (BSSID), which is called by the user. It is MAC of the AP. It supports 2 types of values, namely BSSID:SSID, where BSSID is the MAC address of the WLAN on AP. The second value is AP-MAC:SSID, where AP-MAC is the MAC address of the AP. The letters in the MAC address are in uppercase. For example: 11-22-33-AA-BB-CC:SSID.
Calling Station ID	31	M	Integer	Allows NAS to send the ID (UE MAC), which indicates as to who is calling this server.
NAS-Identifier	32	C	Integer	NAS-IP-Address or NAS-Identifier attribute is mandatory in received messages. It supports 3 types of values, namely BSSID (MAC address of the WLAN on AP), AP-MAC (MAC address of AP) and user defined address (maximum length of 62).

TABLE 10 RADIUS access request attributes (continued)

Attribute	Attribute ID	Presence	Type	Description
Proxy-State	33	O	Integer	This attribute is available to be sent by a proxy server (controller) to another server (AAA server) when forwarding an access request, accounting request (start, stop or interim) and must be returned unmodified in the access accept, access reject, access challenge and accounting response.
Acct-Session-ID	44	M	Integer	This attribute is a unique accounting identity to facilitate easy matching of start, interim and stop records in a log file. The start, interim and stop records for a given session must have the same Acct-Session-ID.
NAS-Port-Type	61	M	Integer	Indicates the physical port type of NAS, which authenticates the user.
Connect-Info	77	O	Integer	This attribute is sent from the NAS to indicate the nature of the user's connection.
EAP Message	79	M	Integer	This attribute encapsulates Extensible Authentication Protocol (EAP) packets, which allows NAS to authenticate dial-in users via EAP, without having to understand the EAP protocol (EAP payload, EAP-SIM or EAP-AKA).
Message Authenticator	80	M	Integer	This attribute is used in signing access requests for preventing spoofing of access requests using CHAP, ARAP or EAP authentication methods. It authenticates this whole RADIUS packet - HMAC-MD5 (Type Identifier Length Request Authenticator Attributes).
Chargeable User ID	89	M	Integer	This attribute sends a null value during authentication.

TABLE 10 RADIUS access request attributes (continued)

Attribute	Attribute ID	Presence	Type	Description
Operator-Name	126	M	String	<p>The attribute identifies the owner of the access network by the AAA server. It is encoded as per RFC 5580.</p> <p>NOTE This attribute is included only if the location delivery method is the initial request as specified in RFC 5580.</p>
Location-Information	127	M	String	<p>This is a composite attribute, which provides meta data about the location information. It is encoded as per RFC 5580.</p> <p>NOTE This attribute is included only if the location delivery method is the initial request as specified in RFC 5580.</p>
Location-Data	128	M	String	<p>This attribute contains the actual location information. It is encoded as per RFC 5580.</p> <p>NOTE This attribute is included only if the location delivery method is the initial request as specified in RFC 5580.</p>
Basic-Location-Policy-Rules	129	M	String	<p>This attribute provides the basic privacy policy associated to the location information. It is encoded as per RFC 5580.</p> <p>NOTE This attribute is included only if this attribute is in the initial request as specified in RFC 5580.</p>

TABLE 10 RADIUS access request attributes (continued)

Attribute	Attribute ID	Presence	Type	Description
Extended-Location-Policy-Rules	130	M	String	<p>This attribute provides the extended privacy policy for the target whose location is specified. This attribute is sent with the above attribute (basic location policy). It is encoded as per RFC 5580.</p> <p>NOTE This attribute is included only if this attribute is in the initial request as specified in RFC 5580.</p>
Location-Capable	131	M	Integer	<p>This attribute is sent in RADIUS access request during the authentication phase to indicate the AP's capability for providing the location. Encoded as per RFC 5580.</p> <p>NOTE This attribute is included only if this attribute is in the initial request as specified in RFC 5580.</p>

RADIUS Access Challenge [EAP Request (RAND, MAC)]

The table lists the attribute details of messages sent by the AAA to the SZ100 and SZ300 controller, which are forwarded to the RADIUS client (access point).

TABLE 11 RADIUS access challenge attributes

Attribute	Attribute ID	Presence	Type	Description
State	24	O	Integer	<p>This attribute is sent by the server to the client in an access-challenge message and must be sent unmodified from the client to the server in the new access request message - a reply to that challenge, if any.</p>
Proxy-State	33	C	Integer	<p>This attribute is available to be sent by a proxy server (controller) to another server (AAA server) when forwarding an access request, accounting request (start, stop or interim) and must be returned unmodified in the access accept, access reject, access challenge and accounting response.</p>

TABLE 11 RADIUS access challenge attributes (continued)

Attribute	Attribute ID	Presence	Type	Description
EAP Message	79	M	Integer	This attribute encapsulates Extensible Authentication Protocol (EAP) packets, which allows NAS to authenticate dial-in users via EAP, without having to understand the EAP protocol (EAP payload, EAP-SIM or EAP-AKA).
Message Authenticator	80	M	Integer	This attribute is used in signing access requests for preventing spoofing of access requests using CHAP, ARAP or EAP authentication methods. It authenticates this whole RADIUS packet - HMAC-MD5 (Type Identifier Length Request Authenticator Attributes).
Chargeable User ID	89	M	Integer	This attribute sends a null value during authentication.
Location-Information NOTE This attribute is available in SZ300 only.	127	C	Octets	This is a composite attribute, which provides meta data about the location information. It is encoded as per RFC 5580. NOTE This attribute is included only if the location information is the initial request, as specified in RFC 5580.
Location-Data NOTE This attribute is available in SZ300 only.	128	C	Octets	This attribute contains the actual location information. It is encoded as per RFC 5580. NOTE This attribute is included only if it is in the initial request as specified in RFC 5580.
Basic-Location-Policy-Rules NOTE This attribute is available in SZ300 only.	129	C	Octets	This attribute provides the basic privacy policy associated to the location information. It is encoded as per RFC 5580. NOTE This attribute is included only if it is in the initial request as specified in RFC 5580.

TABLE 11 RADIUS access challenge attributes (continued)

Attribute	Attribute ID	Presence	Type	Description
Extended-Location-Policy-Rules NOTE This attribute is available in SZ300 only.	130	C	Octets	This attribute provides the extended privacy policy for the target whose location is specified. This attribute is sent with the above attribute (basic location policy). It is encoded as per RFC 5580. NOTE This attribute is included only if it is in the initial request as specified in RFC 5580.

RADIUS Access Request [EAP Response (SRES)]

The table lists the attribute details of messages sent by the controller to the AAA server.

TABLE 12 RADIUS access request attributes

Attribute	Attribute ID	Presence	Type	Description
User-Name	1	M	String	Indicates the name of the user to be authenticated.
User-Password	2	C	String	This attribute indicates the password of the user to be authenticated. It is mandatory for PAP authentication.
CHAP-Password	3	C	String	This attribute indicates the value provided by a CHAP user in response to the access-challenge. It is mandatory for CHAP authentication.
NAS-IP-Address	4	C	Integer	This attribute is the IP address of the AP which is serving the station or controller's control IP address, controller's management IP address and user defined value.
NAS-Port	5	O	Integer	This attribute indicates the physical port number of the NAS which authenticates the user. The controller uses the association ID for the STA in the AP to represent this.
Service-Type	6	O	Integer	Indicates the type of service based on the user request or the type of service to be provided.
Framed MTU	12	O	Integer	Indicates the Maximum Transmission Unit (MTU) to be configured for the user, when it is not negotiated by some other means.
State	24	O	Integer	This attribute is sent by the server to the client in an access-challenge message and must be sent unmodified from the client to the server in the new access request message - a reply to that challenge, if any.

TABLE 12 RADIUS access request attributes (continued)

Attribute	Attribute ID	Presence	Type	Description
Vendor-Specific	26	C	Integer	Vendor ID: Ruckus:25053 VSA: Ruckus-WLAN-ID (4) VSA Length: 6 Reports the associated WLANs ID. Ruckus VSA is received only from Ruckus AP. It is optional for 3rd party APs.
Vendor-Specific	26	C	Integer	Reports the control plane IP address. Ruckus VSAs are received from Ruckus APs only. It is optional for 3rd party APs.
Vendor-Specific	26	C	Integer	Vendor ID: Ruckus:25053 VSA: Ruckus-SCG-DBLADE-IP (8) VSA Length: 6 Reports the data plane IP address. Ruckus VSAs are received from Ruckus APs only. It is optional for 3rd party APs.
Vendor-Specific	26	C	String	Vendor ID: Ruckus:25053VSA: Ruckus-SSID (3) VSA Length: Variable Reports the associated WLANs SSID in access request and accounting packet. Ruckus VSAs are received from Ruckus APs only. It is optional for 3rd party APs.
Vendor-Specific	26	C	String	Vendor ID: Ruckus:25053 VSA: Ruckus-Location (5) VSA Length: Variable Reports the device location for this AP. This is a configurable value in the device location setting. Ruckus VSA is received only from Ruckus AP. It is optional for 3rd party APs.
Called Station ID	30	O	Integer	This attribute allows NAS to send the ID (BSSID), which is called by the user. It is MAC of the AP. It supports 2 types of values, namely BSSID:SSID, where BSSID is the MAC address of the WLAN on AP. The second value is AP-MAC:SSID, where AP-MAC is the MAC address of the AP. The letters in the MAC address are in uppercase. For example: 11-22-33-AA-BB-CC:SSID.
Calling Station ID	31	M	Integer	This attribute allows NAS to send the ID (UE MAC), which indicates as to who is calling this server. The value supported is STA's MAC address where the letters in the MAC address are in uppercase. For example: 11-22-33-AA-BB-CC.
NAS-Identifier	32	C	Integer	NAS-IP-Address or NAS-Identifier attribute is mandatory in received messages. It supports 3 types of values, namely BSSID (MAC address of the WLAN on AP), AP-MAC (MAC address of AP) and user defined address (maximum length of 62).

TABLE 12 RADIUS access request attributes (continued)

Attribute	Attribute ID	Presence	Type	Description
Proxy-State	33	O	Integer	This attribute is available to be sent by a proxy server (controller) to another server (AAA server) when forwarding an access request, accounting request (start, stop or interim) and must be returned unmodified in the access accept, access reject, access challenge and accounting response.
Acct-Session-ID	44	M	Integer	This attribute is a unique accounting identity to facilitate easy matching of start, interim and stop records in a log file. The start, interim and stop records for a given session must have the same Acct-Session-ID.
NAS-Port-Type	61	M	Integer	Indicates the physical port type of NAS, which authenticates the user.
Connect-Info	77	O	Integer	This attribute is sent from the NAS to indicate the nature of the user's connection.
EAP Message	79	M	Integer	This attribute encapsulates Extensible Authentication Protocol (EAP) packets, which allows NAS to authenticate dial-in users via EAP, without having to understand the EAP protocol (EAP payload, EAP-SIM or EAP-AKA).
Message Authenticator	80	M	Integer	This attribute is used in signing access requests for preventing spoofing of access requests using CHAP, ARAP or EAP authentication methods. It authenticates this whole RADIUS packet - HMAC-MD5 (Type Identifier Length Request Authenticator Attributes).
Chargeable User ID	89	M	Integer	This attribute sends a null value during authentication.

RADIUS Access Accept [EAP Success (MSK)]

The table lists the attribute details of messages sent by AAA to the controller, which is forwarded to the RADIUS client (access point) upon successful service authorization (see the next two messages).

TABLE 13 RADIUS access accept attributes

Attribute	Attribute ID	Presence	Type	Description
User-Name	1	O	String	Indicates the name of the user to be authenticated
Class	25	O	Integer	This attribute is sent by the server in access accept and client should include this attribute in accounting request without modification. NOTE Ruckus products acting as clients support up to three RADIUS Class attributes.

TABLE 13 RADIUS access accept attributes (continued)

Attribute	Attribute ID	Presence	Type	Description
ChargeableUser ID	89	C	Integer	This attribute is MSISDN or any chargeable user identity returned by the AAA server.
Vendor-Specific	26	O	String	Vendor ID: 3GPP: 10415 VSA: 3GPP-GPRS-Negotiated-QoS-Profile (5) VSA Length: Variable This attribute carries the QoS value from AAA server. QoS from AAA is received from Ruckus defined VSA or from 3GPP defined VSA (3GPP-GPRS-Negotiated-QoS Profile).
Vendor-Specific	26	O	Integer	Vendor ID: WISPr: 14122 VSA: WISPr-Bandwidth-Max-UP (7) VSA Length: Variable The attribute contains the maximum uplink value in bits per second.
Vendor-Specific	26	O	Integer	Vendor ID: WISPr: 14122 VSA: WISPr-Bandwidth-Max-DOWN (8) VSA Length: Variable The attribute contains the maximum downlink value in bits per second.
Vendor-Specific	26	C	Charging characteristics	Vendor ID:Ruckus:25053 VSA: Ruckus-Charging-Charac (118) VSA Length: 4 Charging characteristics value, Octets are encoded according to TS 3GPP 32.215. This attribute carries the charging characteristics value, which is received from the AAA server.
Vendor-Specific	26	C	String	Vendor ID:Ruckus:25053 VSA: Ruckus-IMSI (102) VSA Length: Variable BCD encoded IMSI of the subscriber.
Session-Timeout	27	O	Integer	This attribute sets the maximum number of seconds of service to be provided to the user before session termination.
Idle-Timeout	28	O	Integer	It sets the maximum number of consecutive seconds of idle connection allowed to the user, before the session gets terminated.

TABLE 13 RADIUS access accept attributes (continued)

Attribute	Attribute ID	Presence	Type	Description
Termination-Action	29	O	Integer	This attribute indicates the action that NAS will take when the specified service completes.
Proxy-State	33	M	Integer	This attribute is available to be sent by a proxy server (controller) to another server (AAA server) when forwarding an access request, accounting request (start, stop or interim) and must be returned unmodified in the access accept, access reject, access challenge and accounting response.
Tunnel-Type	64	C	Integer	This attribute indicates the tunnel type for the access point. For example, tunnel type 13 is for VLAN.
Tunnel-Medium-Type	65	C	Integer	This attribute indicates the tunnel medium type for the access point. For example, tunnel type 06 is for IEEE_802.
EAP Message	79	M	Integer	This attribute encapsulates Extensible Authentication Protocol (EAP) packets, which allows NAS to authenticate dial-in users via EAP, without having to understand the EAP protocol (EAP payload, EAP-SIM or EAP-AKA).
Message Authenticator	80	M	Integer	This attribute is used in signing access requests for preventing spoofing of access requests using CHAP, ARAP or EAP authentication methods. It authenticates this whole RADIUS packet - HMAC-MD5 (Type Identifier Length Request Authenticator Attributes).
Tunnel-Private-Group-ID	81	C	String	This attribute contains the dynamic VLAN ID as configured in the authentication profile.
Accounting-Interim-Interval	85	O	Integer	Indicates the number of seconds between each interim update for this specific session. If the value is blank, the configured default value is used as the accounting interim interval.
Chargeable User ID	89	M	Integer	This attribute sends a null value during authentication.

TABLE 13 RADIUS access accept attributes (continued)

Attribute	Attribute ID	Presence	Type	Description
Vendor-Specific	26	C	Integer	Vendor ID:Ruckus:25053 VSA: Ruckus-Acct-Status (126) VSA Length: 4 Acct Stat is true(1) or false(0). The controller sever uses this attribute on the access accept to indicate if the authenticator needs to send the accounting start for the current/specified client.
Vendor-Specific	26	O	Integer	Vendor ID: Microsoft: 311 VSA: MS-MPPE-Send-Key (16) VSA Length: Variable This attribute contains a session key used by Microsoft Point-to-Point Encryption Protocol (MPPE).
Vendor-Specific	26	O	Integer	Vendor ID: Microsoft: 311 VSA: MS-MPPE-Recv-Key (17) VSA Length: Variable This attribute contains a session key used by the Microsoft Point-to-Point Encryption Protocol (MPPE).
Vendor-Specific	26	C	APN-NI	Vendor ID: Ruckus:25053 VSA: Ruckus-APN-NI (104) VSA Length: Variable This attribute carries the APN subscribed by the user. It contains only the network identifier (NI), which is part of the APN. The operator identifier part is stored separately in Ruckus-APN-OI.
Vendor-Specific	26	C	Integer	Vendor ID: Ruckus:25053 VSA: Ruckus-Session-Type(125) VSA Length: 6 Session type - TTG (2), Local-Breakout(3), Local-Breakout-AP(4), L3GRE (5), L2GRE (6), QinQL3 (7), PMIP (8). The controller server uses this attribute on the access - accept to indicate the forward policy of the specific UE.

TABLE 13 RADIUS access accept attributes (continued)

Attribute	Attribute ID	Presence	Type	Description
Basic-Location-Policy-Rules	129	M	String	<p>This attribute provides the basic privacy policy associated to the location information. It is encoded as per RFC 5580.</p> <p>NOTE This attribute is expected from the AAA server in the initial request location delivery method as mentioned in RFC 5580.</p>
Extended-Location-Policy-Rules	130	M	String	<p>This attribute provides the extended privacy policy for the target whose location is specified. This attribute is sent with the above attribute (basic location policy). It is encoded as per RFC 5580.</p> <p>NOTE This attribute is expected from the AAA server in the initial request location delivery method as mentioned in RFC 5580.</p>
Requested-Location-Info	132	M	Integer	<p>This attribute is only used in messages sent by the AAA server towards the AP. Using this attribute the AAA server indicates its request for location information. Encoded as per RFC 5580.</p> <p>NOTE This attribute is expected from the AAA server in the initial request location delivery method as mentioned in RFC 5580.</p>
Ruckus-External-Url	177	O	String	<p>The feature enables you to set up a WLAN to send users to a specific web page only after 802.1X or MAC authentication has been successfully completed. You can configure this web redirect to allow access to the network completely or partially. The redirect page and the conditions under which the redirection occurs can be configured in the RADIUS server.</p>

EAP - Full Authentication – 3GPP Solution

This section covers:

- [RADIUS Access Request \[ID\]](#) on page 38
- [RADIUS Access Challenge \[EAP Request \(SIM Start\)\]](#) on page 42
- [RADIUS Access Request \[EAP Response \(NONCE_MT\)\]](#) on page 43
- [RADIUS Access Challenge \[EAP Request \(RAND, MAC\)\]](#) on page 48
- [RADIUS Access Request \[EAP Response \(SRES\)\]](#) on page 50
- [RADIUS Access Accept \[EAP Success \(MSK\)\]](#) on page 53
- [Authorization Access Request](#) on page 59
- [Authorization Access Accept](#) on page 60

EAP-Full Authentication - 3GPP Solution Overview

In this call flow, EAP-SIM authentication is performed first. When the controller (acting as an AAA proxy) receives access accept from the AAA server, a separate access request is sent back to the AAA server to process a service authorization. The figure shows the detailed call flow.

EAP Full Authentication

EAP - Full Authentication – 3GPP Solution

FIGURE 2 3GPP based solution sequence diagram for SZ 300

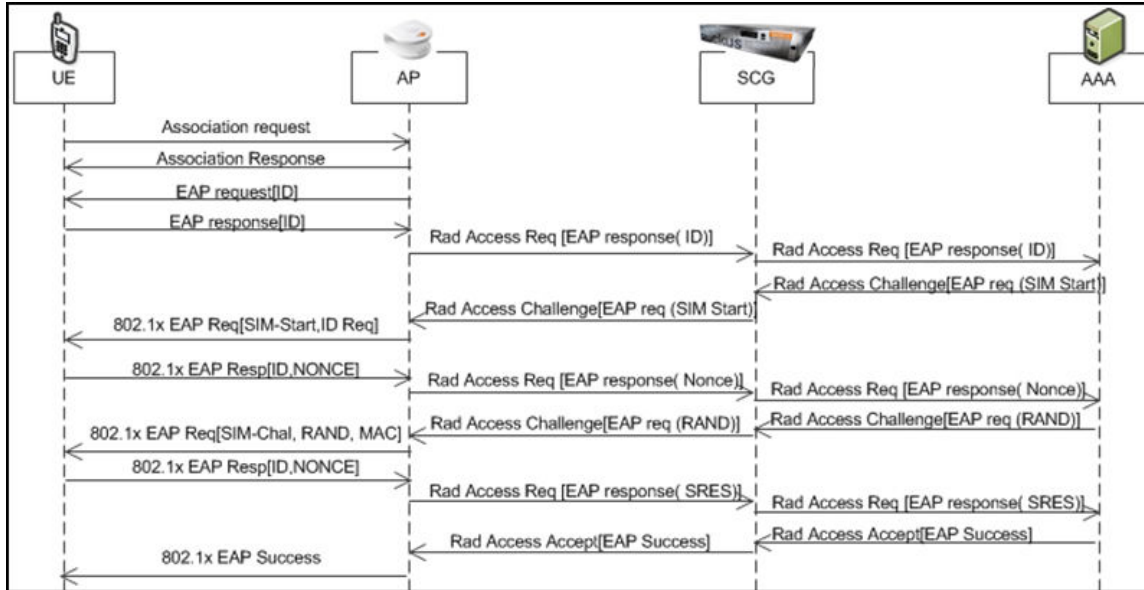
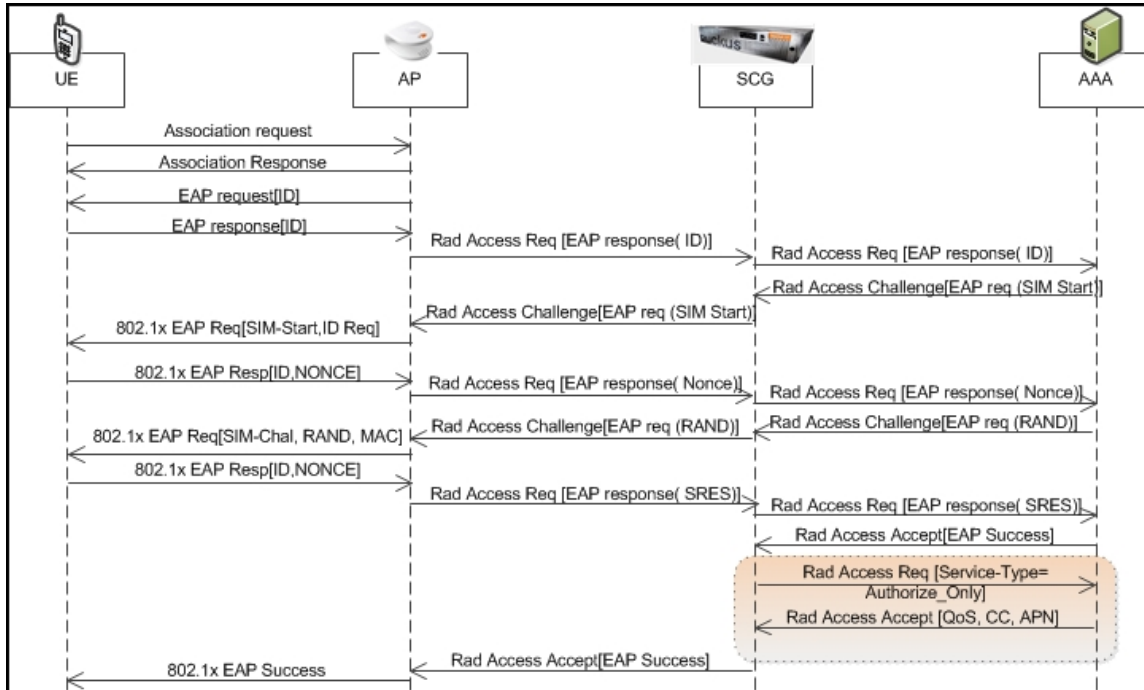


FIGURE 3 3GPP based solution sequence diagram for SZ 100



RADIUS Access Request [ID]

The table lists the attribute details of the first message sent by the controller to AAA.

TABLE 14 RADIUS access request attributes

Attribute	Attribute ID	Presence	Type	Description
User-Name	1	M	String	Indicates the name of the user for authentication.
NAS-IP-Address	4	C	Integer	This attribute is the IP address of the AP which is serving the station or controller's control IP address, controller's management IP address and user defined value.
NAS-Port	5	O	Integer	This attribute indicates the physical port number of the NAS which authenticates the user. The controller uses the association ID for the STA in the AP to represent this.
Service-Type	6	O	Integer	Indicates the type of service, which is based on the user request or the type of service to be provided.
Framed MTU	12	O	Integer	Indicates the Maximum Transmission Unit (MTU) to be configured for the user, when it is not negotiated by some other means.
Vendor-Specific	26	C	Integer	Vendor ID: Ruckus:25053 VSA: Ruckus-WLan-ID (4) VSA Length: 6 Reports the associated WLANs ID. Ruckus VSAs are received from Ruckus APs only. It is optional for 3rd party APs.
Vendor-Specific	26	C	Integer	Vendor ID: Ruckus:25053 VSA: Ruckus-SCG-CBLADE-IP (7) VSA Length: 6 Reports the control plane IP address. Ruckus VSAs are received from Ruckus APs only. It is optional for 3rd party APs.
Vendor-Specific	26	C	Integer	Vendor ID: Ruckus:25053 VSA: Ruckus-SCG-DBLADE-IP (8) VSA Length: 6 Reports the data plane IP address. Ruckus VSAs are received from Ruckus APs only. It is optional for 3rd party APs.
Vendor-Specific	26	C	String	Vendor ID: Ruckus:25053 VSA: Ruckus-SSID (3) VSA Length: Variable Reports the associated WLANs SSID in access request and accounting packet. Ruckus VSAs are received from Ruckus APs only. It is optional for 3rd party APs. ♦
Vendor-Specific	26	C	String	Vendor ID: Ruckus:25053 VSA: Ruckus-Location (5) VSA Length: Variable Reports the device location for this AP. This is a configurable value in the device location setting. Ruckus VSA is received only from Ruckus AP. It is optional for 3rd party APs.

EAP Full Authentication

EAP - Full Authentication – 3GPP Solution

TABLE 14 RADIUS access request attributes (continued)

Attribute	Attribute ID	Presence	Type	Description
Called Station ID	30	O	String	This attribute allows NAS to send the ID (BSSID), which is called by the user. It is MAC of the AP. It supports 2 types of values, namely BSSID:SSID, where BSSID is the MAC address of the WLAN on AP. The second value is AP-MAC:SSID, where AP-MAC is the MAC address of the AP. The letters in the MAC address are in uppercase. For example: 11-22-33-AA-BB-CC:SSID.
Calling Station ID	31	M	String	Allows NAS to send the ID (UE MAC), which indicates as to who is calling this server.
NAS-Identifier	32	C	String	NAS-IP-Address or NAS-Identifier attribute is mandatory in received messages. It supports 3 types of values, namely BSSID (MAC address of the WLAN on AP), AP-MAC (MAC address of AP) and user defined address (maximum length of 62).
Proxy-State	33	O	Octets	This attribute is available to be sent by a proxy server (controller) to another server (AAA server) when forwarding an access request, accounting request (start, stop or interim) and must be returned unmodified in the access accept, access-reject, access-challenge and accounting response.
Acct-Session-ID	44	M	String	This attribute is a unique accounting identity to facilitate easy matching of start, interim and stop records in a log file. The start, interim and stop records for a given session must have the same Acct-Session-ID.
NAS-Port-Type	61	M	Integer	Indicates the physical port type of NAS, which authenticates the user.
Connect-Info	77	O	String	This attribute is sent from the NAS to indicate the nature of the user's connection.
EAP Message	79	M	Octets	This attribute encapsulates Extensible Authentication Protocol (EAP) packets, which allows NAS to authenticate dial-in users via EAP, without having to understand the EAP protocol (EAP payload, EAP-SIM or EAP-AKA)
Message Authenticator	80	M	Octets	This attribute is used in signing access requests for preventing spoofing of access requests using CHAP, ARAP or EAP authentication methods. It authenticates this whole RADIUS packet - HMAC-MD5 (Type Identifier Length Request Authenticator Attributes).
Chargeable User ID	89	M	String	This attribute sends a null value during authentication.

TABLE 14 RADIUS access request attributes (continued)

Attribute	Attribute ID	Presence	Type	Description
Operator-Name	126	C	String	<p>The attribute identifies the owner of the access network by the AAA server. It is encoded as per RFC 5580.</p> <p>NOTE This attribute is included only if the location delivery method is Out of Band as specified in RFC 5580.</p>
Location-Information	127	C	Octets	<p>This is a composite attribute, which provides meta data about the location information. It is encoded as per RFC 5580.</p> <p>NOTE This attribute is included only if the location delivery method is Out of Band as specified in RFC 5580.</p>
Location-Data	128	C	Octets	<p>This attribute contains the actual location information. It is encoded as per RFC 5580.</p> <p>NOTE This attribute is included only if the location delivery method is Out of Band as specified in RFC 5580.</p>
Basic-Location-Policy-Rules	129	C	Octets	<p>This attribute provides the basic privacy policy associated to the location information. It is encoded as per RFC 5580.</p> <p>NOTE This attribute is included only if the location delivery method is Out of Band as specified in RFC 5580.</p>
Extended-Location-Policy-Rules	130	C	Octets	<p>This attribute provides the extended privacy policy for the target whose location is specified. This attribute is sent with the above attribute (basic location policy). It is encoded as per RFC 5580.</p> <p>NOTE This attribute is included only if the location delivery method is Out of Band as specified in RFC 5580.</p>

EAP Full Authentication

EAP - Full Authentication – 3GPP Solution

TABLE 14 RADIUS access request attributes (continued)

Attribute	Attribute ID	Presence	Type	Description
Location-Capable	131	C	Integer	<p>This attribute is sent in RADIUS access request during the authentication phase to indicate the AP's capability for providing the location. Encoded as per RFC 5580.</p> <p>NOTE This attribute is included only if the location delivery method is not Out of Band as specified in RFC 5580.</p>

RADIUS Access Challenge [EAP Request (SIM Start)]

The table lists the attribute details of the messages sent by the AAA server to the controller and forwarded to the RADIUS client (NAS).

TABLE 15 RADIUS access challenge attributes

Attribute	Attribute ID	Presence	Type	Description
State	24	O	String	This attribute is sent by the server to the client in an access-challenge message and must be sent unmodified from the client to the server in the new access request message - a reply to that challenge, if any.
Proxy-State	33	O	Octets	This attribute is available to be sent by a proxy server (controller) to another server (AAA server) when forwarding an access request, accounting request (start, stop or interim) and must be returned unmodified in the access accept, access-reject, access-challenge and accounting response.
EAP Message	79	M	Octets	This attribute encapsulates Extensible Authentication Protocol (EAP) packets, which allows NAS to authenticate dial-in users via EAP, without having to understand the EAP protocol (EAP payload, EAP-SIM or EAP-AKA).
Message Authenticator	80	M	String	This attribute is used for signing access request for preventing spoofing of access request using CHAP, ARAP or EAP authentication methods. It authenticates this whole RADIUS packet - HMAC-MD5 (Type Identifier Length Request Authenticator Attributes).
Chargeable User ID	89	O	Octets	This attribute sends a null value during authentication.

TABLE 15 RADIUS access challenge attributes (continued)

Attribute	Attribute ID	Presence	Type	Description
Basic-Location-Policy-Rules	129	C	Octets	<p>This attribute provides the basic privacy policy associated to the location information. It is encoded as per RFC 5580.</p> <p>NOTE This attribute is expected from the AAA server in the initial request location delivery method as mentioned in RFC 5580.</p>
Extended-Location-Policy-Rules	130	C	Octets	<p>This attribute provides the extended privacy policy for the target whose location is specified. This attribute is sent with the above attribute (basic location policy). It is encoded as per RFC 5580.</p> <p>NOTE This attribute is expected from the AAA server in the initial request location delivery method as mentioned in RFC 5580.</p>
Requested-Location-Info	132	M	Integer	<p>This attribute is only used in messages sent by the AAA server towards the AP. Using this attribute the AAA server indicates its request for location information. Encoded as per RFC 5580.</p> <p>NOTE This attribute is expected from the AAA server in the initial request location delivery method mentioned in RFC 5580.</p>

RADIUS Access Request [EAP Response (NONCE_MT)]

The table lists the attribute details for messages sent by the controller to the AAA server (response received from UE).

TABLE 16 RADIUS access request attributes

Attribute	Attribute ID	Presence	Type	Description
User-Name	1	M	String	Indicates the name of the user for authentication.


EAP Full Authentication

EAP - Full Authentication – 3GPP Solution

TABLE 16 RADIUS access request attributes (continued)

Attribute	Attribute ID	Presence	Type	Description
User-Password	2	C	String	This attribute indicates the password of the user to be authenticated. It is mandatory for PAP authentication.
CHAP-Password	3	C	String	This attribute indicates the value provided by a CHAP user in response to the access-challenge. It is mandatory for CHAP authentication.
NAS-IP-Address	4	C	Integer	This attribute is the IP address of the AP which is serving the station or controller's control IP address, controller's management IP address and user defined value.
NAS-Port	5	O	Integer	This attribute indicates the physical port number of the NAS which authenticates the user. The controller uses the association ID for the STA in the AP to represent this.
Service-Type	6	O	Integer	Indicates the type of service based on the user request or the type of service to be provided.
Framed MTU	12	O	Integer	Indicates the Maximum Transmission Unit (MTU) to be configured for the user, when it is not negotiated by some other means.
State	24	O	String	This attribute is sent by the server to the client in an access-challenge message and must be sent unmodified from the client to the server in the new access request message - a reply to that challenge, if any.
Vendor-Specific	26	C	Integer	Vendor ID: Ruckus:25053 VSA: Ruckus-SCG-CBLADE-IP (7) VSA Length: 6 Reports the control plane IP address. Ruckus VSAs are received from Ruckus APs only. It is optional for 3rd party APs.

TABLE 16 RADIUS access request attributes (continued)

Attribute	Attribute ID	Presence	Type	Description
Vendor-Specific	26	C	Integer	Vendor ID: Ruckus:25053 VSA: Ruckus-SCG-DBLADE-IP (8) VSA Length: 6 Reports the data plane IP address. Ruckus VSAs are received from Ruckus APs only. It is optional for 3rd party APs.
Vendor-Specific	26	C	Integer	Vendor ID: Ruckus:25053 VSA: Ruckus-Location(5) VSA Length: Variable Reports the device location for this AP. This is a configurable value in the device location setting. Ruckus VSA is received only from Ruckus AP. It is optional for 3rd party APs. 
Vendor-Specific	26	C	String	Vendor ID: Ruckus:25053 VSA: Ruckus-SSID (3) VSA Length: Variable Reports the associated WLANs SSID in access request and accounting packet. Ruckus VSAs are received from Ruckus APs only. It is optional for 3rd party APs.
Called Station ID	30	O	String	This attribute allows NAS to send the ID (BSSID), which is called by the user. It is MAC of the AP. It supports 2 types of values, namely BSSID:SSID, where BSSID is the MAC address of the WLAN on AP. The second value is AP-MAC:SSID, where AP-MAC is the MAC address of the AP. The letters in the MAC address are in uppercase. For example: 11-22-33-AA-BB-CC:SSID.
Calling Station ID	31	M	String	Allows NAS to send the ID (UE MAC), which indicates as to who is calling this server.
NAS-Identifier	32	C	String	NAS-IP-Address or NAS-Identifier attribute is mandatory in received messages. It supports 3 types of values, namely BSSID (MAC address of the WLAN on AP), AP-MAC (MAC address of AP) and user defined address (maximum length of 62).

EAP Full Authentication

EAP - Full Authentication – 3GPP Solution

TABLE 16 RADIUS access request attributes (continued)

Attribute	Attribute ID	Presence	Type	Description
Proxy-State	33	O	Octets	This attribute is available to be sent by a proxy server (controller) to another server (AAA server) when forwarding an access request, accounting request (start, stop or interim) and must be returned unmodified in the access accept, access-reject, access-challenge and accounting response.
Acct-Session-ID	44	M	String	This attribute is a unique accounting identity to facilitate easy matching of start, interim and stop records in a log file. The start, interim and stop records for a given session must have the same Acct-Session-ID.
NAS-Port-Type	61	M	Integer	Indicates the physical port type of NAS, which authenticates the user.
Connect-Info	77	O	String	This attribute is sent from the NAS to indicate the nature of the user's connection.
EAP Message	79	M	Octets	This attribute encapsulates Extensible Authentication Protocol (EAP) packets, which allows NAS to authenticate dial-in users via EAP, without having to understand the EAP protocol (EAP payload, EAP-SIM or EAP-AKA).
Message Authenticator	80	M	Octets	This attribute is used in signing access requests for preventing spoofing of access requests using CHAP, ARAP or EAP authentication methods. It authenticates this whole RADIUS packet - HMAC-MD5 (Type Identifier Length Request Authenticator Attributes).
Chargeable User ID	89	M	String	This attribute sends a null value during authentication.

TABLE 16 RADIUS access request attributes (continued)

Attribute	Attribute ID	Presence	Type	Description
Operator-Name	126	C	String	<p>The attribute identifies the owner of the access network by the AAA server. It is encoded as per RFC 5580.</p> <p>NOTE This attribute is included only if the operator name is in the initial request, as specified in RFC 5580.</p>
Location-Information	127	C	Octets	<p>This is a composite attribute, which provides meta data about the location information. It is encoded as per RFC 5580.</p> <p>NOTE This attribute is included only if the location information is the initial request, as specified in RFC 5580.</p>
Location-Data	128	C	Octets	<p>This attribute contains the actual location information. It is encoded as per RFC 5580.</p> <p>NOTE This attribute is included only if it is in the initial request as specified in RFC 5580.</p>

EAP Full Authentication

EAP - Full Authentication – 3GPP Solution

TABLE 16 RADIUS access request attributes (continued)

Attribute	Attribute ID	Presence	Type	Description
Basic-Location-Policy-Rules	129	C	Octets	<p>This attribute provides the basic privacy policy associated to the location information. It is encoded as per RFC 5580.</p> <p>NOTE This attribute is included only if it is in the initial request as specified in RFC 5580.</p>
Extended-Location-Policy-Rules	130	C	Octets	<p>This attribute provides the extended privacy policy for the target whose location is specified. This attribute is sent with the above attribute (basic location policy). It is encoded as per RFC 5580.</p> <p>NOTE This attribute is included only if it is in the initial request as specified in RFC 5580.</p>

RADIUS Access Challenge [EAP Request (RAND, MAC)]

The table lists the attribute details for messages sent by the AAA server to the controller and forwarded to the RADIUS client NAS.

TABLE 17 RADIUS access challenge attributes

Attribute	Attribute ID	Presence	Type	Description
State	24	O	String	This attribute is sent by the server to the client in an access-challenge message and must be sent unmodified from the client to the server in the new access request message - a reply to that challenge, if any.
Proxy-State	33	O	Octets	This attribute is available to be sent by a proxy server (controller) to another server (AAA server) when forwarding an access request, accounting request (start, stop or interim) and <u>must</u> be returned unmodified in the access accept, access-reject, access-challenge and accounting response.

TABLE 17 RADIUS access challenge attributes (continued)

Attribute	Attribute ID	Presence	Type	Description
EAP Message	79	M	Octets	This attribute encapsulates Extensible Authentication Protocol (EAP) packets, which allows NAS to authenticate dial-in users via EAP, without having to understand the EAP protocol (EAP payload, EAP-SIM or EAP-AKA).
Message Authenticator	80	M	Octets	This attribute is used in signing access requests for preventing spoofing of access requests using CHAP, ARAP or EAP authentication methods. It authenticates this whole RADIUS packet - HMAC-MD5 (Type Identifier Length Request Authenticator Attributes).
Location-Information	127	C	Octets	This is a composite attribute, which provides meta data about the location information. It is encoded as per RFC 5580. NOTE This attribute is included only if the location information is the initial request, as specified in RFC 5580.
Location-Data	128	C	Octets	This attribute contains the actual location information. It is encoded as per RFC 5580. NOTE This attribute is included only if it is in the initial request as specified in RFC 5580.
Basic-Location-Policy-Rules	129	C	Octets	This attribute provides the basic privacy policy associated to the location information. It is encoded as per RFC 5580. NOTE This attribute is included only if it is in the initial request as specified in RFC 5580.
Extended-Location-Policy-Rules	130	C	Octets	This attribute provides the extended privacy policy for the target whose location is specified. This attribute is sent with the above attribute (basic location policy). It is encoded as per RFC 5580. NOTE This attribute is included only if it is in the initial request as specified in RFC 5580.

RADIUS Access Request [EAP Response (SRES)]

The table lists the attribute details for messages sent by controller to AAA.

TABLE 18 RADIUS access accept messages

Attribute	Attribute ID	Presence	Type	Description
User-Name	1	M	String	Indicates the name of the user for authentication.
User-Password	2	C	String	This attribute indicates the password of the user to be authenticated. It is mandatory for PAP authentication.
CHAP-Password	3	C	String	This attribute indicates the value provided by a CHAP user in response to the access-challenge. It is mandatory for CHAP authentication.
NAS-IP-Address	4	C	Integer	This attribute is the IP address of the AP which is serving the station or controller's control IP address, controller's management IP address and user defined value.
NAS-Port	5	O	Integer	This attribute indicates the physical port number of the NAS which authenticates the user. The controller uses the association ID for the STA in the AP to represent this.
Service-Type	6	O	Integer	Indicates the type of service based on the user request or the type of service to be provided.
Framed MTU	12	O	Integer	Indicates the Maximum Transmission Unit (MTU) to be configured for the user, when it is not negotiated by some other means.
State	24	O	String	This attribute is sent by the server to the client in an access-challenge message and must be sent unmodified from the client to the server in the new access request message - a reply to that challenge, if any.
Vendor-Specific	26	C	Integer	Vendor ID: Ruckus:25053. VSA: Ruckus-SCG-CBLADE-IP (7) VSA Length: 6 Reports the control plane IP address. Ruckus VSAs are received from Ruckus APs only. It is optional for 3rd party APs.

TABLE 18 RADIUS access accept messages (continued)

Attribute	Attribute ID	Presence	Type	Description
Vendor-Specific	26	C	Integer	Vendor ID: Ruckus:25053. VSA: Ruckus-SCG-DBLADE-IP (8) VSA Length. Reports the data plane IP address. Note: Ruckus VSAs are received from Ruckus APs only. It is optional for 3rd party APs.
Vendor-Specific	26	C	String	Vendor ID: Ruckus:25053. VSA: Ruckus-Location (5) VSA Length: Variable. Reports the device location for this AP. This is a configurable value in the device location setting. Ruckus VSA is received only from Ruckus AP. It is optional for 3rd party APs.
Vendor-Specific	26	C	String	Vendor ID: Ruckus:25053. VSA: Ruckus-SSID (3) VSA Length: Variable. Reports the associated WLANs SSID in access request and accounting packet. Note: Ruckus VSAs are received from Ruckus APs only. It is optional for 3rd party APs.
Calling Station ID	30	O	String	Allows NAS to send the ID (BSSID), which is called by the user. It is MAC of the AP.
Calling Station ID	31	M	String	Allows NAS to send the ID (UE MAC), which indicates as to who is calling this server.
NAS-Identifier	32	C	String	NAS-IP-Address or NAS-Identifier attribute is mandatory in received messages. It supports 3 types of values, namely BSSID (MAC address of the WLAN on AP), AP-MAC (MAC address of AP) and user defined address (maximum length of 62).
Proxy-State	33	O	Octets	This attribute is available to be sent by a proxy server (controller) to another server (AAA server) when forwarding an access request, accounting request (start, stop or interim) and must be returned unmodified in the access accept, access-reject, access-challenge and accounting response.
Acct-Session-ID	44	M	String	This attribute is a unique accounting identity to facilitate easy matching of start, interim and stop records in a log file. The start, interim and stop records for a given session must have the same Acct-Session-ID.

EAP Full Authentication

EAP - Full Authentication – 3GPP Solution

TABLE 18 RADIUS access accept messages (continued)

Attribute	Attribute ID	Presence	Type	Description
NAS-Port-Type	61	M	Integer	Indicates the physical port type of NAS, which authenticates the user.
Connect-Info	77	O	String	This attribute is sent from the NAS to indicate the nature of the user's connection.
EAP Message	79	M	Octets	This attribute encapsulates Extensible Authentication Protocol (EAP) packets, which allows NAS to authenticate dial-in users via EAP, without having to understand the EAP protocol (EAP payload, EAP-SIM or EAP-AKA).
Message Authenticator	80	M	Octets	This attribute is used in signing access requests for preventing spoofing of access requests using CHAP, ARAP or EAP authentication methods. It authenticates this whole RADIUS packet - HMAC-MD5 (Type Identifier Length Request Authenticator Attributes).
Chargeable User ID	89	M	String	This attribute sends a null value during authentication.
Location-Information	127	C	Octets	This is a composite attribute, which provides meta data about the location information. It is encoded as per RFC 5580. NOTE This attribute is included only if the location information is in the initial request, as specified in RFC 5580.
Location-Data	128	C	Octets	This attribute contains the actual location information. It is encoded as per RFC 5580. NOTE This attribute is included only if the location data is in the initial request as specified in RFC 5580.

TABLE 18 RADIUS access accept messages (continued)

Attribute	Attribute ID	Presence	Type	Description
Basic-Location-Policy-Rules	129	C	Octets	<p>This attribute provides the basic privacy policy associated to the location information. It is encoded as per RFC 5580.</p> <p>NOTE This attribute is included only if this attribute is in the initial request as specified in RFC 5580.</p>
Extended-Location-Policy-Rules	130	C	Octets	<p>This attribute provides the extended privacy policy for the target whose location is specified. This attribute is sent with the above attribute (basic location policy). It is encoded as per RFC 5580.</p> <p>NOTE This attribute is included only if this attribute is in the initial request as specified in RFC 5580.</p>

RADIUS Access Accept [EAP Success (MSK)]

The table lists the attribute details for message sent by the AAA to the controller, which are forwarded to the RADIUS client (access point) upon successful service authorization (see the next two messages).

TABLE 19 RADIUS access request messages

Attribute	Attribute ID	Presence	Type	Description
User-Name	1	M	String	Indicates the name of the user for authentication.

EAP Full Authentication

EAP - Full Authentication – 3GPP Solution

TABLE 19 RADIUS access request messages (continued)

Attribute	Attribute ID	Presence	Type	Description
Class	25	O	String	<p>This attribute is sent by the server in access accept and the client should include this attribute in the accounting request without modification. It includes all the accounting packets (start/interim/stop) without any changes.</p> <p>NOTE Ruckus products acting as clients support up to three RADIUS Class attributes.</p>
Vendor-Specific	26	O	Integer	<p>Vendor ID: WISPr: 14122. VSA: WISPr-Bandwidth-Max-UP (7) VSA Length: Variable. The attribute contains the maximum uplink value in bits per second.</p>
Vendor-Specific	26	O	Integer	<p>Vendor ID: WISPr: 14122. VSA: WISPr-Bandwidth-Max-DOWN (8). VSA Length: Variable. The attribute contains the maximum downlink value in bits per second.</p>
Vendor-Specific	26	M	Integer	<p>Vendor ID: Microsoft 311. VSA: MS-MPPE-Send-Key (16). VSA Length: Variable. This attribute contains a session key used by Microsoft Point-to-Point Encryption Protocol (MPPE).</p>

TABLE 19 RADIUS access request messages (continued)

Attribute	Attribute ID	Presence	Type	Description
Vendor-Specific	26	M	Integer	Vendor ID: Microsoft 311. VSA: MS-MPPE-Recv-Key (17). VSA Length: Variable. This attribute contains a session key used by the Microsoft Point-to-Point Encryption Protocol (MPPE).
Vendor-Specific	26	C	String	Vendor ID: Ruckus: 25053. VSA: Ruckus-IMSI (102). VSA Length: Variable. BCD encoded IMSI of the subscriber.
Vendor-Specific	26	C	Integer	Vendor ID: Ruckus: 25053. VSA: Ruckus-Session-Type (125). VSA Length: 6. Session Type - TTG (2), Local-Breakout(3), Local-Breakout-AP(4), L3oGRE (5), L2oGRE (6), QinQL3 (7), PMIP (8). The controller server uses this attribute on the access -accept to indicate the forward policy of the specific UE.
Vendor-Specific	26	C	Integer	Vendor ID: Ruckus: 25053. VSA: Ruckus-Acct-Status (126). VSA Length: 6. Acct Stat is true(1) or false(0). The controller server uses this attribute on the access accept to indicate if the authenticator needs to send the accounting start for the current/ specified client.
Session-Timeout	27	O	Integer	This attribute sets the maximum number of seconds of service to be provided to the user before termination of the session.

EAP Full Authentication

EAP - Full Authentication – 3GPP Solution

TABLE 19 RADIUS access request messages (continued)

Attribute	Attribute ID	Presence	Type	Description
Idle-Timeout	28	O	Integer	It sets the maximum number of consecutive seconds of idle connection allowed to the user before termination of the session.
Termination-Action	29	O	Integer	Indicates the action that NAS will take when the specified service is completed.
Proxy-State	33	O	Octets	This attribute is available to be sent by a proxy server (controller) to another server (AAA server) when forwarding an access request, accounting request (start, stop or interim) and must be returned unmodified in the access accept, access reject, access challenge and accounting response.
Tunnel-Type	64	C	Integer	This attribute indicates the tunnel type for the access point. For example, tunnel type 13 is for VLAN.
Tunnel-Medium-Type	65	C	Integer	This attribute indicates the tunnel medium type for the access point. For example, tunnel type 06 is for IEEE_802.
EAP Message	79	M	Octets	This attribute encapsulates Extensible Authentication Protocol (EAP) packets, which allows NAS to authenticate dial-in users via EAP, without having to understand the EAP protocol (EAP payload, EAP-SIM or EAP-AKA).

TABLE 19 RADIUS access request messages (continued)

Attribute	Attribute ID	Presence	Type	Description
Message Authenticator	80	M	Octets	This attribute is used in signing access requests for preventing spoofing of access requests using CHAP, ARAP or EAP authentication methods. It authenticates this whole RADIUS packet - HMAC-MD5 (Type Identifier Length Request Authenticator Attributes).
Tunnel-Private-Group-ID	81	C	String	This attribute contains the dynamic VLAN ID as configured in the authentication profile.
Accounting-Interim-Interval	85	O	Integer	Indicates the number of seconds between each interim update for this specific session. If the value is blank, the configured default value is used as the accounting interim interval.
Chargeable User ID	89	C	Integer	This attribute is MSISDN or any chargeable user identity returned by the AAA server.
Basic-Location-Policy-Rules	129	C	Octets	This attribute provides the basic privacy policy associated to the location information. It is encoded as per RFC 5580. NOTE This attribute is expected from the AAA server if the location delivery method is accounting request as specified in RFC 5580.

EAP Full Authentication

EAP - Full Authentication – 3GPP Solution

TABLE 19 RADIUS access request messages (continued)

Attribute	Attribute ID	Presence	Type	Description
Extended-Location-Policy-Rules	130	M	String	<p>This attribute provides the extended privacy policy for the target whose location is specified and is sent with the above attribute (basic location policy). It is encoded as per RFC 5580.</p> <p>NOTE This attribute is expected from the AAA server if the location delivery method is accounting request as specified in RFC 5580.</p>
Requested-Location-Info	132	M	Integer	<p>This attribute is only used in messages sent by the AAA server towards the AP. Using this attribute the AAA server indicates its request for location information. Encoded as per RFC 5580.</p> <p>NOTE This attribute is expected from the AAA server if the location delivery method is accounting request as specified in RFC 5580.</p>

Authorization Access Request

The authorization procedure starts after successful authentication only. Messages are initiated from the controller. The table lists the attribute details for messages sent by the controller to the AAA server.

TABLE 20 Authorisation Access request attributes

Attribute	Attribute ID	Presence	Type	Description
User-Name	1	M	String	Indicates the name of the user to be authenticated.
Vendor-Specific	26	C	Integer	Vendor ID: Ruckus VSA: 25053 VSA: Ruckus-SGSN-Number(124) VSA Length: Variable. AAA uses this attribute to populate the MAP update GPRS location. E.164 address of SGSN (controller). Ruckus VSAs are received from Ruckus APs only. It is optional for 3rd party APs.
Vendor-Specific	26	C	String	Vendor ID: Ruckus:25053 VSA: Ruckus-SSID (3) VSA Length: Variable. Reports the associated WLANs SSID in access request and accounting packet. Ruckus VSAs are received from Ruckus APs only. It is optional for 3rd party APs.
Vendor-Specific	26	C	String	Vendor ID: Ruckus:25053 VSA: Ruckus-Location (5) VSA Length: Variable. Reports the device location for this AP. This is a configurable value in the device location setting. Ruckus VSA is received only from Ruckus AP. It is optional for 3rd party APs.
NAS-Identifier	32	C	Integer	NAS-IP-Address or NAS-Identifier attribute is mandatory in received messages. It supports 3 types of values, namely BSSID (MAC address of the WLAN on AP), AP-MAC (MAC address of AP) and user defined address (maximum length of 62).
Proxy-State	33	O	Octets	This attribute is available to be sent by a proxy server (controller) to another server (AAA server) when forwarding an access request, accounting request (start, stop or interim) and must be returned unmodified in the access accept, access reject, access challenge and accounting response.
Chargeable User ID	89	M	String	This attribute sends a null value during authentication.

Authorization Access Accept

The authorization procedure starts only after successful authorization, where messages are sent by AAA to the controller. Information received from AAA is used in setting the GTP tunnel towards the GGSN (APN, QoS and Charging Characteristics).

The table lists the attribute details for messages sent by the AAA server to the controller.

TABLE 21 Authorization access accept attributes

Attribute	Attribute ID	Presence	Type	Description
User-Name	1	O	String	Indicates the name of the user for authentication.
Vendor-Specific	26	O	Integer	Vendor ID: WISPr: 14122 VSA: WISPr-Bandwidth-Max-UP (7) VSA Length: Variable. The attribute contains the maximum uplink value in bits per second.
Vendor-Specific	26	O	Integer	Vendor ID: WISPr: 14122 VSA: WISPr-Bandwidth-Max-DOWN (8) VSA Length: Variable. The attribute contains the maximum downlink value in bits per second.
Vendor-Specific	26	O	APN-NI	Vendor ID: Ruckus: 25053 VSA: Ruckus-APN-NI(104) VSA Length: Variable. This attribute carries the APN subscribed by the user. It contains only the network identifier (NI), which is part of the APN. The operator identifier part is stored separately in Ruckus-APN-OI.
Vendor-Specific	26	O	String	Vendor ID: 3GPP: 10415 VSA:3GPP-GPRS-Negotiated-QoS-Profile (5) VSA Length: Variable. This attribute carries the QoS value from AAA server. QoS from AAA is received from Ruckus defined VSA or from 3GPP defined VSA (3GPP-GPRS-Negotiated-QoS Profile).
Vendor-Specific	26	O	Charging characteristics	Vendor ID: Ruckus: 25053 VSA: Ruckus-Charging-Charac (118) VSA Length: 4 Charging characteristics value, octets are encoded according to TS 3GPP 32.215. This attribute carries the charging characteristics value, which is received from the AAA server.
Session-Timeout	27	O	Integer	This attribute de-authenticates the UE when the session time expires.
Proxy-State	33	O	Octets	This attribute is available to be sent by a proxy server (controller) to another server (AAA server) when forwarding an access request, accounting request (start, stop or interim) and must be returned unmodified in the access accept, access reject, access challenge and accounting response.

TABLE 21 Authorization access accept attributes (continued)

Attribute	Attribute ID	Presence	Type	Description
Accounting-Interim-Interval	85	O	Integer	Indicates the number of seconds between each interim update for this specific session. If the value is blank, the configured default value is used as the accounting interim interval.
Chargeable User ID	89	C	String	This attribute is MSISDN or any chargeable user identity returned by the AAA server. This attribute is mandatory for TTG sessions only.

RADIUS Access Reject

The table lists the attribute details of access reject messages (failure scenarios) sent by the AAA in case of unsuccessful authentication or authorization. The controller can also initiate access reject towards NAS, based on certain use cases.

TABLE 22 RADIUS access reject attributes

Attribute	Attribute ID	Presence	Type	Description
Reply-Message	18	O	Integer	Indicates the text, which could be displayed to the user.
EAP Message	79	C	Octets	This attribute encapsulates Extensible Authentication Protocol (EAP) packets, which allows NAS to authenticate dial-in users via EAP, without having to understand the EAP protocol (EAP payload, EAP-SIM or EAP-AKA).
Message Authenticator	80	C	Octets	This attribute is used for signing access requests for preventing spoofing of access requests using CHAP, ARAP or EAP authentication methods. It authenticates this whole RADIUS packet - HMAC-MD5 (Type Identifier Length Request Authenticator Attributes). This attribute is available only for EAP failures.

RADSEC support for Authentication, Accounting and CoA or DM general mode

- RADSEC Support For Authentication, Accounting and CoA or DM General Mode Overview..... 63
- Authentication and Accounting call flows over RADSEC..... 64
- CoA or DM call flows over RADSEC..... 64

RADSEC Support For Authentication, Accounting and CoA or DM General Mode Overview

Validation Details For Establishing TLS Handshake For Authentication and Accounting over RADSEC

SZ-RAC as controller currently supports RADSEC in general mode, also SZ-RAC has the support of CoA or DM functionalities over RADSEC where external AAA first initiates the procedure for TLS handshake and then exchange the CoA or DM packets over the encrypted TLS channel. In CoA or DM case, SZ-RAC acts as a server, and external AAA will be the client. For authentication and accounting, port 2083 is used for TLS connection, as this port is configurable. For CoA or DM messages, port 2084 is used.

NOTE

The controller does not provide support for CoA or DM in non-proxy mode.

To establish TLS handshake for Authentication and Accounting over RADSEC the following client and server certificate validation along with complete CA chain upto four levels are performed as below.

- Common_Name (CN) or Subject Alternative Name (SAN) from server certificate is verified against the CN/SAN identifier configured at service page.
- OSCP certificate validation for server certificate and all chain of certificates.
- Basic Constraint validation for certificate issuer.
- Default Shared Secret for Radsec connection is "radsec" and this secret is fixed and cannot be changed.

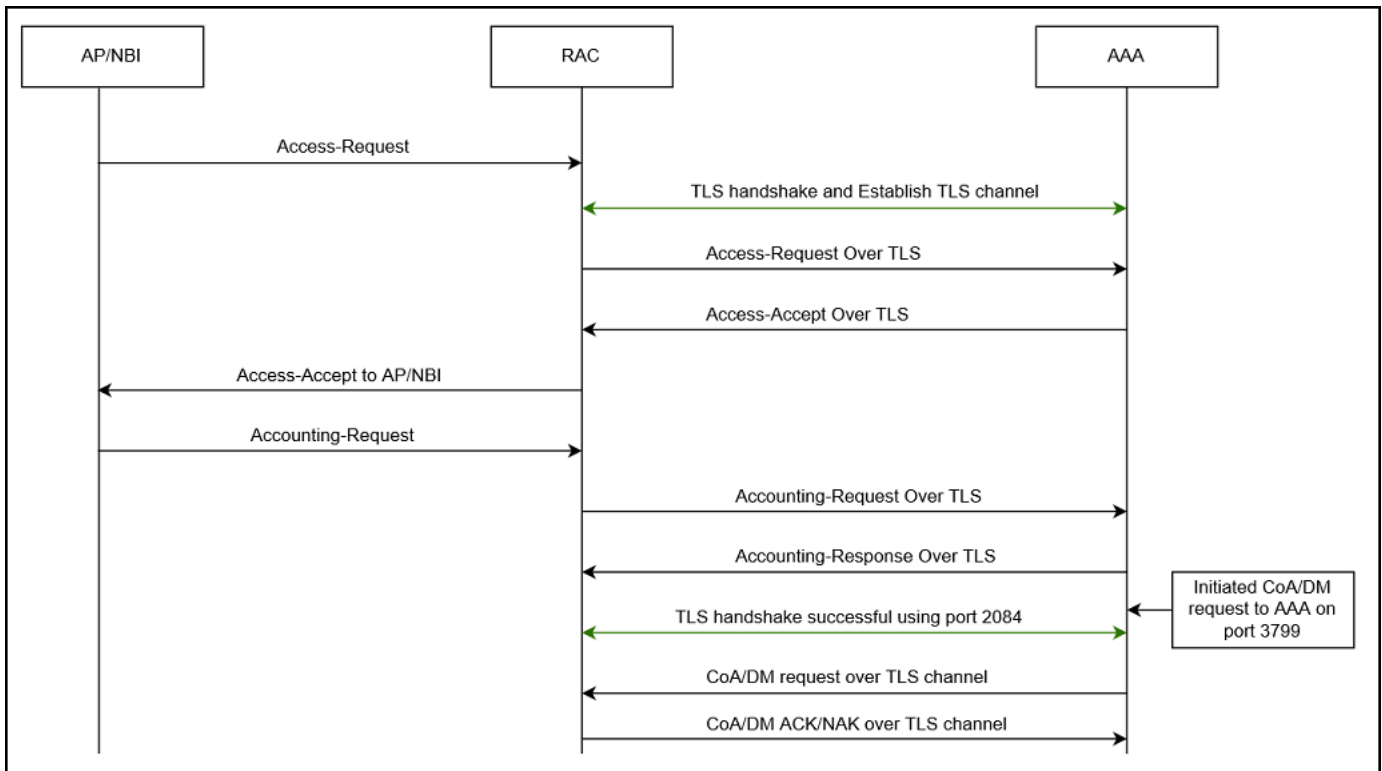
Validation Details For Establishing TLS Handshake For CoA or DM over RADSEC

In this case, SZ-RAC acts as server hence only server certificate is getting verified by external AAA as part of TLS handshake.

Authentication and Accounting call flows over RADSEC

After receiving the authentication and accounting request, SZ-RAC forwards the request to external AAA server. Based on the TLS config option at service page, if enabled, TLS handshake takes place with AAA to establish the encrypted TLS channel, and then radius packets are transmitted over it as shown below.

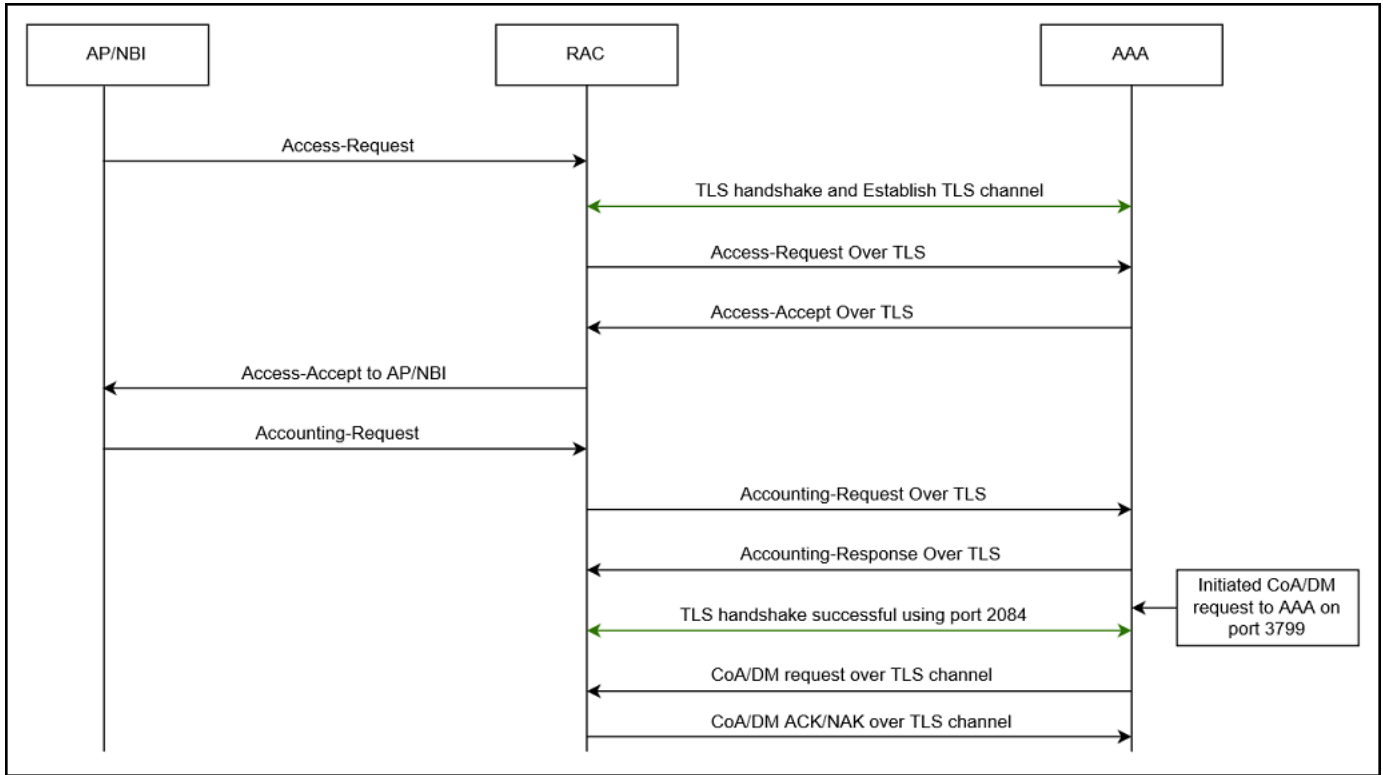
FIGURE 4 Authentication and Accounting call flow over RADSEC



CoA or DM call flows over RADSEC

In the CoA or DM call flow over RADSEC, the UE authentication and accounting takes place over radsec. After UE session is established successfully, AAA initiates the CoA or DM request over TLS, but before that AAA has to establish a TLS channel with SZ-RAC. SZ-RAC responds to CoA or DM request over the same channel as described below.

FIGURE 5 CoA or DM call flows over RADSEC



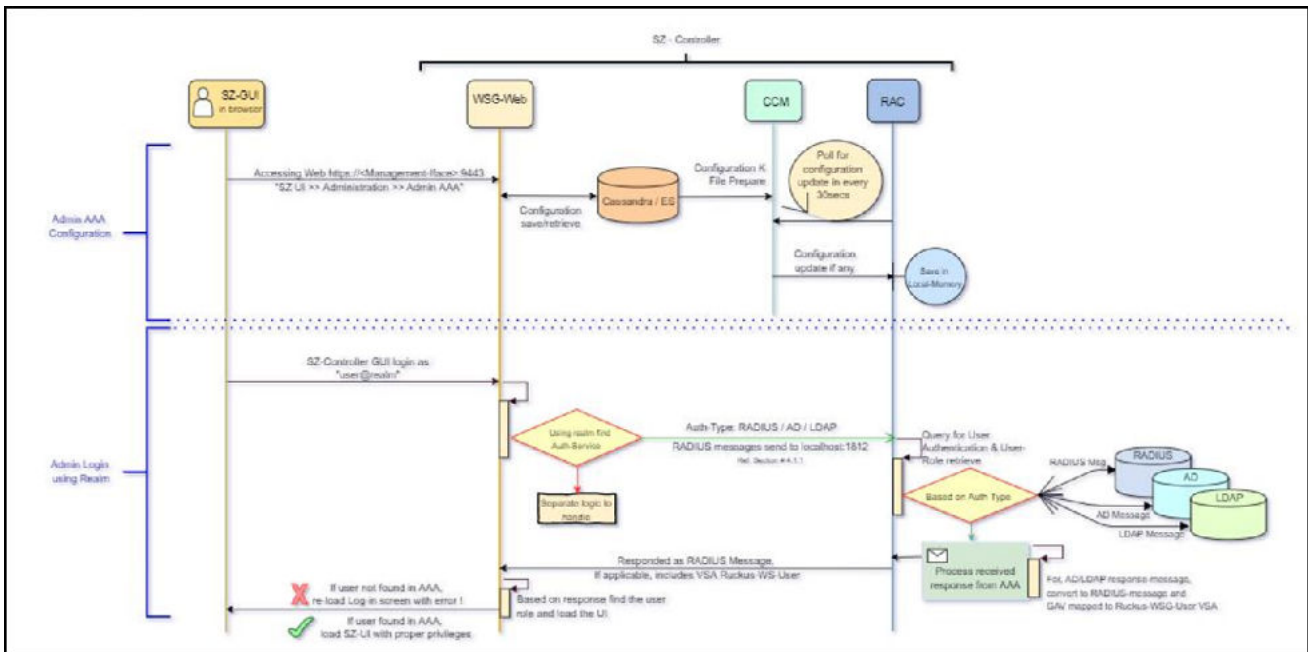
Configuring Controller with AAA Servers

- [Configuring SZ Admin with AAA Server Overview](#)..... 67
- [Configuring SZ Admin with AAA Servers](#)..... 68
- [Configuring SZ Admin with AAA Server Authentication Response](#)..... 68

Configuring SZ Admin with AAA Server Overview

SZ Admin Login is authenticated over non secure RADIUS interface accessing external AAA; With this feature, by proposed Radsec usage, RADIUS interface will be secured; As SZ-Controller already has capability to provide secure interface where Radius process use TLS to communicate AAA, and this feature will be extending the use-case to have SZ Admin authenticated via Radsec.

FIGURE 6 Call Flow



This section covers:

- [Configuring SZ Admin with AAA Servers](#) on page 68
- [Configuring SZ Admin with AAA Server Authentication Response](#) on page 68

Configuring SZ Admin with AAA Servers

The table lists the attribute details of messages sent by the controller to the AAA Servers.

TABLE 23 AAA Server access request attributes

Attribute	Attribute ID	Presence	Type	Description
User-Name	1	M	String	Indicates the name of the user for authentication.
User-Password	2	C	String	This attribute indicates the password of the user to be authenticated. It is mandatory for PAP authentication.
Ruckus-Wlan-ID				This attribute reports the associated WLANs ID. Ruckus VSA is received only from Ruckus AP. NOTE It is optional for 3rd party APs.
NAS-IP-Address	4	C	Integer	This attribute is the IP address of the AP which is serving the station or controller's control IP address, controller's management IP address and user defined value.
NAS-Port	5	O	Integer	This attribute indicates the physical port number of the NAS which authenticates the user. The controller uses the association ID for the STA in the AP to represent this.
	30	O	String	
Calling Station ID	31	M	String	Allows NAS to send the ID (Controller MAC), which indicates as to who is calling this server.
NAS-Port-Type	61	M	Integer	Indicates the physical port type of NAS, which authenticates the user.
Ruckus-WSG-Authorization	15	O	Integer	The VSA differentiates whether the Access-Request is for 2FA authentication or full authentication .In-case of 2FA, this attribute value will be 1; For Full Authentication, Access-Request will not carry this VSA.

Configuring SZ Admin with AAA Server Authentication Response

The table lists the attribute details of messages sent by the controller to the AAA Servers.

TABLE 24 AAA Server access request attributes

Attribute	Attribute ID	Presence	Type	Description
Session-Timeout	27	O	Integer	This attribute de-authenticates the UE when the session time expires.

TABLE 24 AAA Server access request attributes (continued)

Attribute	Attribute ID	Presence	Type	Description
Idle-Timeout	28	O	Integer	This attribute sets the maximum number of consecutive seconds of idle connection allowed to the user before termination of the session.
Vendor-Specific	26	O	Integer	Vendor ID: Ruckus: 25053 Vendor Type: 7 VSA: Ruckus-WSG-User VSA Length: Variable This attribute carries the configured User-Group for Admin Authentication/Authorization.

Hotspot (WISPr) Authentication and Accounting

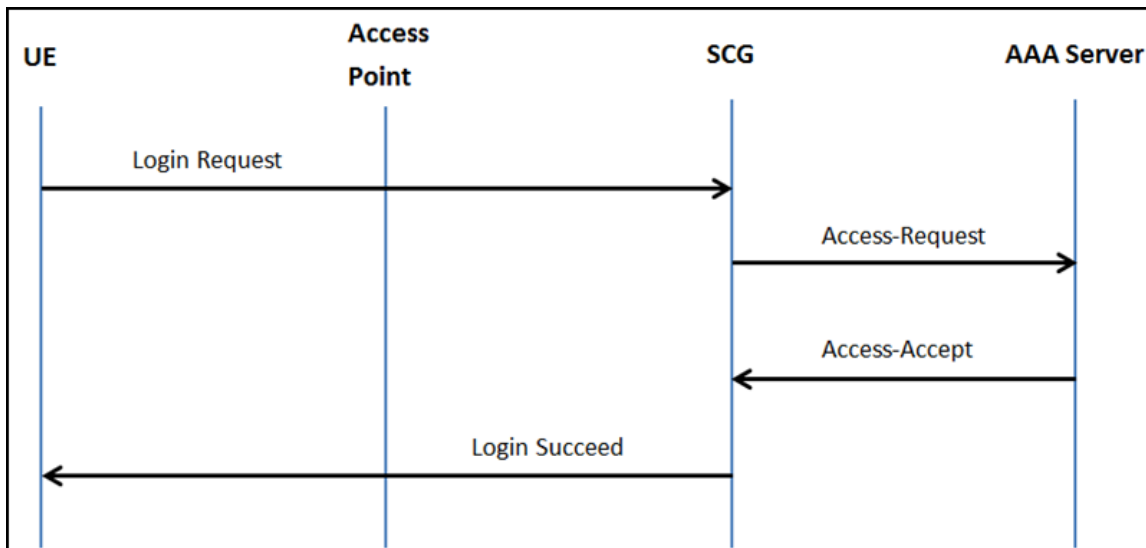
- Hotspot (WISPr) Authentication and Accounting Overview..... 71
- Hotspot (WISPr) Authentication Request 72
- Hotspot (WISPr) Authentication Response..... 78
- Hotspot (WISPr) Accounting Request [Start]..... 80
- Hotspot (WISPr) Accounting Request [Stop/Interim]..... 84
- Hotspot (WISPr) Accounting Response..... 88

Hotspot (WISPr) Authentication and Accounting Overview

Hotspot (WISPr) authentication starts after a user has entered his or her logon credentials (user name and password) on the subscriber portal logon page. After this, the northbound portal interface initiates an access request message to process a service authorization.

Additional parameters can be provided by the AAA server in the access accept message. These parameters define the limitations and behavior of a specific user, such as session timeout, grace period and idle timeout. The figure below shows the detailed call flow.

FIGURE 7 Hotspot (WISPr) call flow



This section covers:

- [Hotspot \(WISPr\) Authentication Request](#) on page 72
- [Hotspot \(WISPr\) Authentication Response](#) on page 78
- [Hotspot \(WISPr\) Accounting Request \[Start\]](#) on page 80

Hotspot (WISPr) Authentication Request

The table lists the attribute details of messages sent by the controller to Hotspot (WISPr).

ATTENTION

This section is applicable only for SZ100 and vSZ-E platforms.

TABLE 25 Hotspot (WISPr) authentication request attributes

Attribute	Attribute ID	Presence	Type	Description
User-Name	1	M	String	This attribute is the logon user name.
User-Password	2	C	String	This attribute indicates the password of the user to be authenticated. This attribute is mandatory for PAP authentication.
CHAP-Password	3	C	String	Indicates the value provided by a CHAP user in response to the access-challenge. It is mandatory for CHAP authentication.
NAS-IP-Address	4	C	IP Address	This attribute contains the controller management IP address.
Service-Type	6	O	Integer	This attribute has the value 1 (login).
Framed-IP-Address	8	O	IP Address	This attribute is STA's IP address.
Framed MTU	12	O	Integer	Indicates the Maximum Transmission Unit (MTU) to be configured for the user, when it is not negotiated by some other means. NOTE The attribute will not be available if the MTU size is set to auto in the WLAN configuration page of the controller Web interface.
Vendor-Specific	26	O	Integer	Vendor: WISPr Vendor ID: 14122 VSA ID: 1 VSA: WISPr-Location-ID VSA Length: Variable This attribute is a configurable value in the hotspot (WISPr) user interface.

TABLE 25 Hotspot (WISPr) authentication request attributes (continued)

Attribute	Attribute ID	Presence	Type	Description
Vendor-Specific	26	O	Integer	Vendor: WISPr Vendor ID: 14122 VSA ID: 2 VSA: WISPr-Location-Name VSA Length: Variable This attribute is a configurable value in the hotspot (WISPr) user interface.
Vendor-Specific	26	O	Integer	Vendor: WISPr Vendor ID: 14122 VSA ID: 3 VSA: WISPr-Logoff-URL VSA Length: Variable This attribute indicates the hotspot (WISPr) service logout URL.
Vendor-Specific	26	O	String	Vendor ID: Ruckus Vendor Type: 3 VSA: Ruckus-Client-Host-name VSA Length: 138 This attribute reports the configured client host name
Vendor-Specific	26	O	String	Vendor ID: Ruckus Vendor Type: 3 VSA: Ruckus-Client-Os-Type VSA ID: 139 This attribute reports the Client OS Type.
Vendor-Specific	26	O	String	Vendor ID: Ruckus Vendor Type: 3 VSA:Ruckus-Client-Os-Class VSA Length: Variable This attribute reports the client OS class.
Vendor-Specific	26	O	String	Vendor ID: WISPr: 25053 Vendor Type: 3 VSA: Ruckus-SSID (3) VSA Length: Variable Reports the associated WLANs SSID in the access request and accounting packet, Ruckus VSA is received only from Ruckus AP.

Hotspot (WISPr) Authentication and Accounting
Hotspot (WISPr) Authentication Request

TABLE 25 Hotspot (WISPr) authentication request attributes (continued)

Attribute	Attribute ID	Presence	Type	Description
Vendor-Specific	26	C	Integer	Vendor ID: Ruckus:25053 VSA: Ruckus-Zone-ID (127) VSA Length: 6 Reports the zone ID to which the 3rd party AP is associated. This VSA is received only for 3rd party APs.
Called Station ID	30	M	String	This attribute allows NAS to send the ID (BSSID), which is called by the user. It is MAC of the AP. It supports 2 types of values, namely BSSID:SSID, where BSSID is the MAC address of the WLAN on AP. The second value is AP-MAC:SSID, where AP-MAC is the MAC address of the AP. The letters in the MAC address are in uppercase. For example: 11-22-33-AA-BB-CC:SSID.
Calling Station ID	31	M	String	STA's MAC address where the letters in the MAC address are in uppercase. For example, 11-22-33-AA-BB-CC.
NAS-Identifier	32	C	Integer	This attribute contains a string identifying the NAS originating the access request. It supports 3 types of values for BSSID (MAC address of the WLAN on AP). AP-MAC (MAC address of AP) is a user defined attribute where the maximum length is 62. This attribute can also be configured as per the configuration specified on the WLAN configuration page of the controller web interface. This attribute can also be configured as per the configuration specified on the WLAN configuration page of the controller web interface.
Chap-Challenge	60	M	String	This attribute contains the chap challenge sent by NAS to a PPP CHAP user.
NAS-Port-Type	61	O	Integer	This attribute indicates the physical port type of the NAS, which authenticates the user.
Vendor-Specific	26	C	Integer	Vendor ID: Ruckus: 2503 Vendor Type: 9 VSA: VLAN-ID VSA Length: Variable This attribute value is as per the configuration specified on the WLAN configuration page of the controller web interface.

TABLE 25 Hotspot (WISPr) authentication request attributes (continued)

Attribute	Attribute ID	Presence	Type	Description
Operator-Name	126	C	String	<p>The attribute identifies the owner of the access network by the AAA server. It is encoded as per RFC 5580.</p> <p>NOTE This attribute is included in the first access request when the location delivery method is Out of Band. If the location delivery method is the initial request then the subsequent access request is included in this parameter - as specified in RFC 5580.</p>
Location-Information	127	C	Octets	<p>This is a composite attribute, which provides meta data about the location information. It is encoded as per RFC 5580.</p> <p>NOTE This attribute is included in the first access request when the location delivery method is Out of Band. If the location delivery method is the initial request then the subsequent access request is included in this parameter - as specified in RFC 5580.</p>

Hotspot (WISPr) Authentication and Accounting
Hotspot (WISPr) Authentication Request

TABLE 25 Hotspot (WISPr) authentication request attributes (continued)

Attribute	Attribute ID	Presence	Type	Description
Location-Data	128	C	Octets	<p>This attribute contains the actual location information. It is encoded as per RFC 5580.</p> <p>NOTE This attribute is included in the first access request when the location delivery method is Out of Band. If the location delivery method is the initial request then the subsequent access request is included in this parameter - as specified in RFC 5580.</p>
Basic-Location-Policy-Rules	129	M	String	<p>This attribute provides the basic privacy policy associated to the location information. It is encoded as per RFC 5580.</p> <p>NOTE This attribute is included in the first access request when the location delivery method is Out of Band. If the location delivery method is the initial request then the subsequent access request is included in this parameter - as specified in RFC 5580.</p>

TABLE 25 Hotspot (WISPr) authentication request attributes (continued)

Attribute	Attribute ID	Presence	Type	Description
Extended-Location-Policy-Rules	130	C	Octets	<p>This attribute provides the extended privacy policy for the target whose location is specified. This attribute is sent with the above attribute (<i>basic location policy</i>). It is encoded as per RFC 5580.</p> <p>NOTE This attribute is included in the first access request when the location delivery method is Out of Band. If the location delivery method is the initial request then the subsequent access request is included in this parameter - as specified in RFC 5580.</p>
Location-Capable	131	C	Integer	<p>This attribute is sent in RADIUS access request during the authentication phase to indicate the AP's capability for providing the location. Encoded as per RFC 5580.</p> <p>NOTE This attribute is included only if the location delivery method is the initial request or accounting request as specified in RFC 5580.</p>

Hotspot (WISPr) Authentication Response

The table lists the attribute details of messages sent by the Hotspot (WISPr) module to the controller.

TABLE 26 Hotspot (WISPr) authentication request attributes

Attribute	Attribute ID	Presence	Type	Description
Class	25	O	Integer	This attribute is sent by the server in access accept and the client should include this attribute in the accounting request without any modification. NOTE Ruckus products acting as clients support up to three RADIUS Class attributes.
Vendor-Specific	26	O	Integer	Vendor ID: WISPr: 14122 VSA: WISPr-Bandwidth-Max-UP (7) VSA Length: Variable The attribute contains the maximum uplink value in bits per second.
Vendor-Specific	26	O	Integer	Vendor ID: WISPr: 14122 VSA: WISPr-Bandwidth-Max-DOWN (8) VSA Length: Variable The attribute contains the maximum downlink value in bits per second.
Vendor-Specific	26	O	Integer	Vendor ID: Ruckus: 25053 Vendor Type: 7 VSA: Ruckus-Grace-Period VSA Length: Variable This attribute is the grace period in hotspot (WISPr) WLANs.
Session-Timeout	27	O	Integer	This attribute de-authenticates the UE when the session time expires.
Idle-Timeout	28	O	Integer	This attribute sets the maximum number of consecutive seconds of idle connection allowed to the user before termination of the session.

TABLE 26 Hotspot (WISPr) authentication request attributes (continued)

Attribute	Attribute ID	Presence	Type	Description
Accounting-Interim-Interval	85	O	Integer	Indicates the number of seconds between each interim update for this specific session. If the value is blank, the configured default value is used as the accounting interim interval.
Basic-Location-Policy-Rules	129	M	String	This attribute provides the basic privacy policy associated to the location information. It is encoded as per RFC 5580. NOTE This attribute is expected from the AAA server in the initial request location delivery method as mentioned in RFC 5580.
Extended-Location-Policy-Rules	130	C	Octets	This attribute provides the extended privacy policy for the target whose location is specified. This attribute is sent with the above attribute (<i>basic location policy</i>). It is encoded as per RFC 5580. NOTE This attribute is expected from the AAA server in the initial request location delivery method as mentioned in RFC 5580.
Requested-Location-Info	132	M	Integer	This attribute is only used in messages sent by the AAA server towards the AP. Using this attribute the AAA server indicates its request for location information. Encoded as per RFC 5580. NOTE This attribute is expected from the AAA server in the initial request location delivery method as mentioned in RFC 5580.

Hotspot (WISPr) Accounting Request [Start]

The table lists the attribute details of messages sent by the controller to the Hotspot (WISPr) module.

TABLE 27 Hotspot (WISPr) accounting request (start) attributes

Attribute	Attribute ID	Presence	Type	Description
User-Name	1	M	String	This attribute is the logon user name.
NAS-IP-Address	4	C	IP Address	This attribute is the IP address of the AP which is serving the station or controller's control IP address, controller's management IP address and user defined value.
NAS-Port	5	O	Integer	This attribute is the AID value.
Framed-IP-Address	8	O	IP Address	This attribute is STA's IP address.
Class	25	O	Integer	This attribute is sent by the server in access accept and the client should include this attribute in the accounting request without modification. NOTE Ruckus products acting as clients support up to three RADIUS Class attributes.
Vendor-Specific	26	O	Integer	Vendor ID: WISPr: 14122 Vendor Type: 1 VSA: WISPr-Location-ID VSA Length: Variable This attribute is a configurable value in the hotspot (WISPr) user interface.
Vendor-Specific	26	O	Integer	Vendor ID: WISPr: 14122 Vendor Type: 2 VSA: WISPr-Location-Name VSA Length: Variable This attribute is a configurable value in the hotspot (WISPr) user interface.
Vendor-Specific	26	O	Integer	Vendor ID: Ruckus: 25053 Vendor Type: 2 VSA: Ruckus-STA-RSSI (2) VSA Length: Variable This attribute can only be present with Acct-Status-Type = Interim or Stop.

TABLE 27 Hotspot (WISPr) accounting request (start) attributes (continued)

Attribute	Attribute ID	Presence	Type	Description
Vendor-Specific	26	O	String	Vendor ID: Ruckus: 25053 Vendor Type: 3 VSA: Ruckus-SSID (3) VSA Length: Variable Reports the associated WLANs SSID in the access request and accounting packet, Ruckus VSA is received only from Ruckus AP.
Vendor-Specific	26	O	String	Vendor ID: Ruckus: 25053 Vendor Type: 5 VSA: Ruckus-Location VSA Length: Variable Reports the device location for this AP. This is a configurable value in the device location setting. Ruckus VSA is received only from Ruckus AP. It is optional for 3rd party APs.
Vendor-Specific	26	O	Integer	Vendor ID: Ruckus: 25053 Vendor Type: 7 VSA: Ruckus-SCG-CBLADE-IP VSA VSA Length: Variable This attribute indicate the control plane IP address that is being used.
Vendor-Specific	26	O	Integer	Vendor ID: Ruckus: 25053 Vendor Type: 8 VSA: Ruckus-SCG-DBLADE-IP VSA VSA Length: Variable This attribute value is observed by NBI, when the GRE tunnel is set up.
Called Station ID	30	M	String	This attribute allows NAS to send the ID (BSSID), which is called by the user. It is MAC of the AP. It supports 2 types of values, namely BSSID:SSID, where BSSID is the MAC address of the WLAN on AP. The second value is AP-MAC:SSID, where AP-MAC is the MAC address of the AP. The letters in the MAC address are in uppercase. For example: 11-22-33-AA-BB-CC:SSID
Calling Station ID	31	M	String	STA's MAC address the letters in the MAC address are in uppercase. For example, 11-22-33-AA-BB-CC.

Hotspot (WISPr) Authentication and Accounting
Hotspot (WISPr) Accounting Request [Start]

TABLE 27 Hotspot (WISPr) accounting request (start) attributes (continued)

Attribute	Attribute ID	Presence	Type	Description
NAS-Identifier	32	C	Integer	This attribute contains a string identifying the NAS originating the access request. It supports 3 types of values for BSSID (MAC address of the WLAN on AP). AP-MAC (MAC address of AP) is a user defined attribute where the maximum length is 62. This attribute can also be configured as per the configuration specified on the WLAN configuration page of the controller web interface.
Proxy-State	33	O	Octets	This attribute is available to be sent by a proxy server (controller) to another server (AAA server) when forwarding an access request, accounting request (start, stop or interim) and <u>must</u> be returned unmodified in the access accept, access reject, access challenge and accounting response.
Acct-Status-Type	40	M	Integer	This attribute has the following values where 1 is Start, 2 is Stop, 3 is Interim, 7 are On and 8 are Off.
Acct-Delay-Time	41	C	Integer	This attribute can only be seen in accounting retry packets. This is a configurable option and by default this attribute is disabled.
Acct-Session-ID	44	M	Integer	This attribute is a unique accounting identity to facilitate easy matching of start, interim and stop records in a log file. The start, interim and stop records for a given session must have the same <i>Acct-Session-ID</i> .
Acct-Authentic	45	M	Integer	This attribute value in EAP 802.1X-Auth and hotspot (WISPr) is: 1 for RADIUS-Auth and 2 for MAC-Auth local.
Acct-Terminate-Cause	49	M	Integer	This attribute can only be present with <i>Acct-Status-Type = Stop</i> .
Acct-Multi-Session-ID	50	O	Integer	This attribute is hand-off between APs, which triggers new accounting session (stop followed by start) with different session identifiers. <i>Acct-Multi-Session-ID</i> retains the same ID to tie multiple sessions.
Acct-Link-Count	51	O	Integer	Count of links in a multi-link session, when an accounting record is generated.
Event-Timestamp	55	O	Integer	This attribute is included in the Accounting-Request packet to record the time that this event occurred on NAS. For example, in seconds since January 1, 2013 00:00 UTC.

TABLE 27 Hotspot (WISPr) accounting request (start) attributes (continued)

Attribute	Attribute ID	Presence	Type	Description
NAS-Port-Type	61	O	Integer	This attribute indicates the physical port type of the NAS, which authenticates the user.
Connect-Info	77	O	String	This attribute is sent from the NAS to indicate the nature of the user's connection.
Location-Information	127	C	Octets	This is a composite attribute, which provides meta data about the location information. It is encoded as per RFC 5580.
Location-Data	128	C	Octets	This attribute contains the actual location information. It is encoded as per RFC 5580. NOTE This attribute is included only if the location delivery method is the accounting request as specified in RFC 5580.
Basic-Location-Policy-Rules	129	M	String	This attribute provides the basic privacy policy associated to the location information. It is encoded as per RFC 5580. NOTE This attribute is included only if the location delivery method is the accounting request as specified in RFC 5580.
Extended-Location-Policy-Rules	130	M	String	This attribute provides the extended privacy policy for the target whose location is specified. This attribute is sent with the above attribute (<i>basic location policy</i>). It is encoded as per RFC 5580. NOTE This attribute is included only if the location delivery method is the accounting request as specified in RFC 5580.

Hotspot (WISPr) Accounting Request [Stop/Interim]

The table lists the attribute details of messages sent by the controller to the Hotspot (WISPr) module.

TABLE 28 Hotspot (WISPr) accounting request (stop/interim) attributes

Attribute	Attribute ID	Presence	Type	Description
User-Name	1	M	String	This attribute is the logon user name.
NAS-IP-Address	4	C	IP Address	This attribute is the IP address of the AP which is serving the station or controller's control IP address, controller's management IP address and user defined value.
NAS-Port	5	O	Integer	This attribute is the AID value.
Framed-IP-Address	8	O	IP Address	This attribute is STA's IP address.
Class	25	O	Integer	This attribute is sent by the server in access accept and the client should include this attribute in the accounting request without modification. NOTE Ruckus products acting as clients support up to three RADIUS Class attributes.
Vendor-Specific	26	O	Integer	Vendor ID: WISPr: 14122 Vendor Type: 1 VSA: WISPr-Location-ID VSA Length: Variable This attribute is a configurable value in the hotspot (WISPr) user interface.
Vendor-Specific	26	O	Integer	Vendor ID: WISPr: 14122 Vendor Type: 2 VSA: WISPr-Location-Name VSA Length: Variable This attribute is a configurable value in the hotspot (WISPr) user interface.
Vendor-Specific	26	O	Integer	Vendor ID: Ruckus: 25053 Vendor Type: 2 VSA: Ruckus-STA-RSSI (2) VSA Length: Variable This attribute can only be present with Acct-Status-Type = Interim or Stop.

TABLE 28 Hotspot (WISPr) accounting request (stop/interim) attributes (continued)

Attribute	Attribute ID	Presence	Type	Description
Vendor-Specific	26	O	String	Vendor ID: Ruckus: 25053 Vendor Type: 3 VSA: Ruckus-SSID (3) VSA Length: Variable Reports the associated WLANs SSID in the access request and accounting packet, Ruckus VSA is received only from Ruckus AP.
Vendor-Specific	26	O	String	Vendor ID: Ruckus: 25053 Vendor Type: 5 VSA: Ruckus-Location VSA Length: Variable Reports the device location for this AP. This is a configurable value in the device location setting. Ruckus VSA is received only from Ruckus AP. It is optional for 3rd party APs.
Vendor-Specific	26	O	Integer	Vendor ID: Ruckus: 25053 Vendor Type: 7 VSA: Ruckus-SCG-CBLADE-IP VSA VSA Length: Variable This attribute indicate the control plane IP address that is being used.
Vendor-Specific	26	O	Integer	Vendor ID: Ruckus: 25053 Vendor Type: 8 VSA: Ruckus-SCG-DBLADE-IP VSA VSA Length: Variable This attribute value is observed by NBI, when the GRE tunnel is set up.
Called Station ID	30	M	String	This attribute allows NAS to send the ID (BSSID), which is called by the user. It is MAC of the AP. It supports 2 types of values, namely BSSID:SSID, where BSSID is the MAC address of the WLAN on AP. The second value is AP-MAC:SSID, where AP-MAC is the MAC address of the AP. The letters in the MAC address are in uppercase. For example: 11-22-33-AA-BB-CC:SSID
Calling Station ID	31	M	Integer	STA's MAC address the letters in the MAC address are in uppercase. For example, 11-22-33-AA-BB-CC.

Hotspot (WISPr) Authentication and Accounting
Hotspot (WISPr) Accounting Request [Stop/Interim]

TABLE 28 Hotspot (WISPr) accounting request (stop/interim) attributes (continued)

Attribute	Attribute ID	Presence	Type	Description
NAS-Identifier	32	C	Integer	This attribute contains a string identifying the NAS originating the access request. It supports 3 types of values for BSSID (MAC address of the WLAN on AP). AP-MAC (MAC address of AP) is a user defined attribute where the maximum length is 62. This attribute can also be configured as per the configuration specified on the WLAN configuration page of the controller web interface.
Proxy-State	33	O	Octets	This attribute is available to be sent by a proxy server (controller) to another server (AAA server) when forwarding an access request, accounting request (start, stop or interim) and <u>must</u> be returned unmodified in the access accept, access reject, access challenge and accounting response.
Acct-Status-Type	40	M	Integer	This attribute has the following values where 1 is Start, 2 is Stop, 3 is Interim, 7 are On and 8 are Off.
Acct-Delay-Time	41	C	Integer	This attribute can only be seen in accounting retry packets. This is a configurable option and by default this attribute is disabled.
Acct-Input-Octets	42	M	Integer	This attribute indicates the number of octets received from the port over the course of this service provided.
Acct-Output-Octets	43	M	Integer	This attribute indicates the number of octets sent to the port in the course of delivering this service.
Acct-Session-ID	44	M	Integer	This attribute is a unique accounting identity to facilitate easy matching of start, interim and stop records in a log file. The start, interim and stop records for a given session must have the same <i>Acct-Session-ID</i> .
Acct-Authentic	45	M	Integer	This attribute value in EAP 802.1X-Auth and hotspot (WISPr) is: 1 for RADIUS-Auth and 2 for MAC-Auth local.
Acct-Session-Time	46	M	Integer	This attribute can only be present with <i>Acct-Status-Type = Interim, Stop</i> .
Acct-Terminate-Cause	49	M	Integer	This attribute can only be present with <i>Acct-Status-Type = Stop</i> .

TABLE 28 Hotspot (WISPr) accounting request (stop/interim) attributes (continued)

Attribute	Attribute ID	Presence	Type	Description
Acct-Multi-Session-ID	50	O	Integer	This attribute is hand-off between APs, which triggers new accounting session (stop followed by start) with different session identifiers. Acct-Multi-Session-ID retains the same ID to tie multiple sessions.
Acct-Link-Count	51	O	Integer	Count of links in a multi-link session, when an accounting record is generated.
Acct-Input-Gigawords	52	M	Integer	This attribute can only be present with <i>Acct-Status-Type = Interim, Stop</i> .
Acct-Output-Gigawords	53	M	Integer	This attribute can only be present with <i>Acct-Status-Type = Interim, Stop</i> .
Event-Timestamp	55	O	Integer	This attribute is included in the Accounting-Request packet to record the time that this event occurred on NAS. For example, in seconds since January 1, 2013 00:00 UTC.
NAS-Port-Type	61	O	Integer	This attribute indicates the physical port type of the NAS, which authenticates the user.
Connect-Info	77	O	Integer	This attribute is sent from the NAS to indicate the nature of the user's connection.
Location-Information	127	M	String	This is a composite attribute, which provides meta data about the location information. It is encoded as per RFC 5580. NOTE This attribute is included only if the location delivery method is accounting request as specified in RFC 5580.
Location-Data	128	C	Octets	This attribute contains the actual location information. It is encoded as per RFC 5580. NOTE This attribute is included only if the location delivery method is accounting request as specified in RFC 5580.

Hotspot (WISPr) Authentication and Accounting

Hotspot (WISPr) Accounting Response

TABLE 28 Hotspot (WISPr) accounting request (stop/interim) attributes (continued)

Attribute	Attribute ID	Presence	Type	Description
Basic-Location-Policy-Rules	129	M	String	<p>This attribute provides the basic privacy policy associated to the location information. It is encoded as per RFC 5580.</p> <p>NOTE This attribute is included only if the location delivery method is accounting request as specified in RFC 5580.</p>
Extended-Location-Policy-Rules	130	C	Octets	<p>This attribute provides the extended privacy policy for the target whose location is specified. This attribute is sent with the above attribute (<i>basic location policy</i>). It is encoded as per RFC 5580.</p> <p>NOTE This attribute is included only if the location delivery method is accounting request as specified in RFC 5580.</p>

Hotspot (WISPr) Accounting Response

The table lists the attribute details of messages received by the controller to the Hotspot (WISPr) module.

TABLE 29 Hotspot (WISPr) accounting response attributes

Attribute	Presence	Type	Description
Response Authenticator	M	Integer	MD5(Code ID Length RequestAuth RequestAuth RequestAuth Attributes Secret)

Hotspot 2.0 Authentication

- [Hotspot 2.0 Authentication Overview](#)..... 89
- [SIM Based Authentication - Access Request](#)..... 89
- [R2 Device Authentication](#)..... 90
- [R2 Device Onboarding](#)..... 93
- [Hotspot 2.0 VSAs](#)..... 94

Hotspot 2.0 Authentication Overview

Hotspot 2.0 WLAN supports 802.1x authentication and passpoint technology. Passpoint enabled devices (R2 devices) connect to the network automatically based on their PPS-MO and facilitates seamless roaming for users on Wi-Fi network.

WLAN supports Hotspot 2.0 passpoint enabled devices, which connect to the network and are provisioned with PPS-MO. R2 users can onboard PPS-MO through authentication procedure using RADIUS credentials. Non SIM based authentication (EAP-TTLS) is supported as per the WFA RFC mandate for Hotspot 2.0 R2 devices. SIM based authentication (EAP SIM and EAP AKA) is supported as per the WFA RFC mandate for Hotspot 2.0 R1 devices.

SIM based authentication is similar to [EAP - Full Authentication - 3GPP Solution](#) on page 36 except that RADIUS message include Hotspot 2.0 specific attributes. SIM based authentication is also applicable for R1 devices associated with Hotspot 2.0 WLAN and RADIUS messages are proxied to the external AAA server.

R2 devices are associated with Hotspot 2.0 WLAN on receiving the PPS-MO from the controller.

NOTE

For this release, TTLS RADIUS authentication is supported. There is no support for EAP-SIM.

SIM Based Authentication - Access Request

SIM based authentication for Hotspot 2.0 devices is similar to [EAP - Full Authentication - 3GPP Solution](#). In addition to the parameters mentioned in each of the following RADIUS access-accept. The table lists the attributes specific to Hotspot 2.0.

- [RADIUS Access Request \[ID\]](#) on page 38
- [RADIUS Access Request \[EAP Response \(NONCE_MT\)\]](#) on page 43
- [RADIUS Access Request \[EAP Response \(SRES\)\]](#) on page 50

TABLE 30 Hotspot 2.0 RADIUS access request attributes

Attribute	Attribute ID	Presence	Type	Description
Vendor-Specific	26	C	String	Vendor ID: 40808 Vendor Type: 2 VSA: AP Version VSA Length: Variable This attribute indicates version 0 as R1 compliant AP and version 1as R2 compliant AP.

TABLE 30 Hotspot 2.0 RADIUS access request attributes (continued)

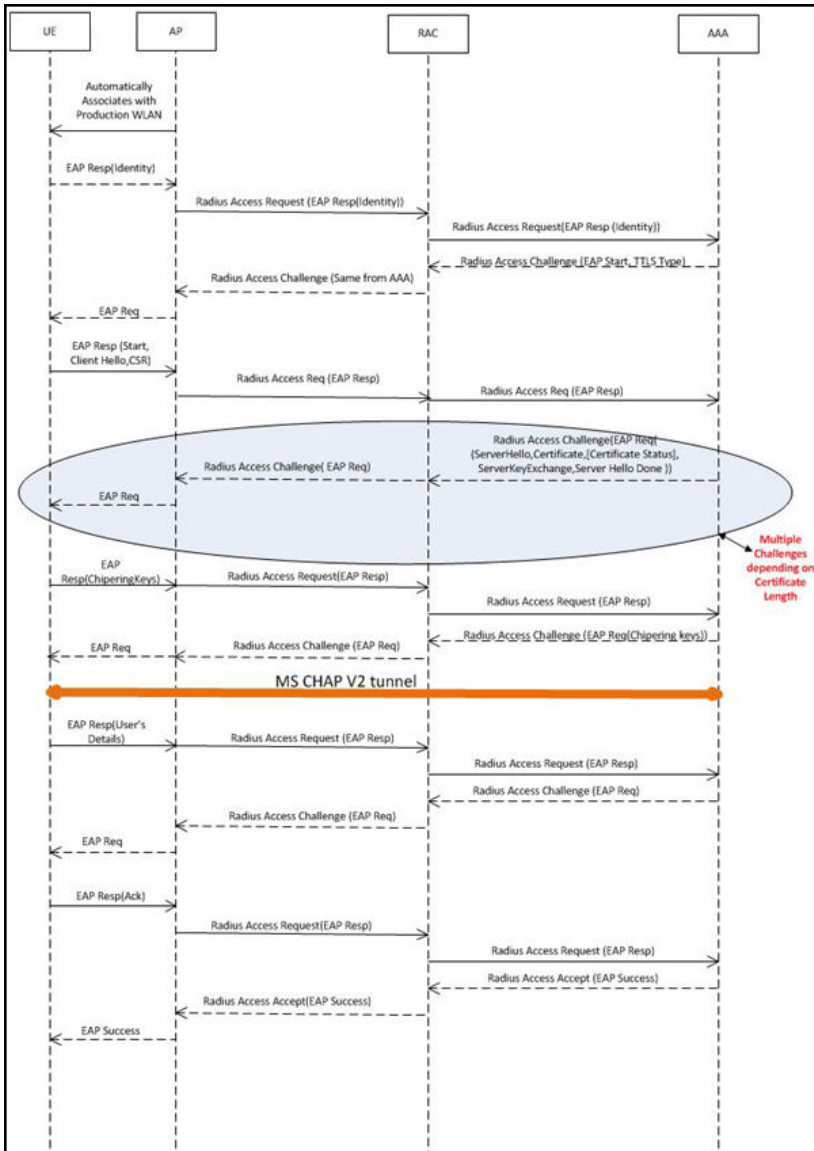
Attribute	Attribute ID	Presence	Type	Description
Vendor-Specific	26	C	String	Vendor ID: 40808 Vendor Type: 3 VSA: Mobile Device Version VSA Length: Variable This attribute indicates version 0 as R1 compliant AP and version 1 as R2 compliant AP. Version 1 also includes the update identifier details.

R2 Device Authentication

In the R2 device authentication where PPS-MO is provisioned by an external OSU, RADIUS access request is always proxied to the remote AAA server when the device connects to the Hotspot 2.0 WLAN. RAC proxies the request to the AAA server based on the realm configuration defined in **Services&Profiles > Hotspot 2.0** of the controller web interface.

The figure shows the call flow for R2 devices when PPS-MO is received from external OSU. RAC does not decode the EAP payload and certificate details. It merely proxy's the request based on the RADIUS username attribute used in the request.

FIGURE 8 R2 device authentication



Access Request

The table lists the attributes specific to Hotspot 2.0.

TABLE 31 Hotspot 2.0 RADIUS access request attributes

Attribute	Attribute ID	Presence	Type	Description
Vendor-Specific	26	C	String	Vendor ID: 40808 Vendor Type: 2 VSA: AP Version VSA Length: Variable This attribute indicates version 0 as R1 compliant AP and version 1 as R2 compliant AP.
Vendor-Specific	26	C	String	Vendor ID: 40808 Vendor Type: 3 VSA: Mobile Device Version VSA Length: Variable This attribute indicates version 0 as R1 compliant AP and version 1 as R2 compliant AP. Version 1 also includes the update identifier details.

Access Response

The table lists the attributes specific to Hotspot 2.0.

TABLE 32 Hotspot 2.0 RADIUS access response attributes

Attribute	Attribute ID	Presence	Type	Description
Vendor-Specific	26	C	String	Vendor ID: 40808 Vendor Type: 1 VSA: Subscription Remediation Needed VSA Length: Variable This attribute provides the remediation URL.
Vendor-Specific	26	C	String	Vendor ID: 40808 Vendor Type: 4 VSA: De-authentication Request VSA Length: Variable This attribute is applicable only for R2 devices. It gives the de-authenticated URL and the reauthentication delay.

TABLE 32 Hotspot 2.0 RADIUS access response attributes (continued)

Attribute	Attribute ID	Presence	Type	Description
Vendor-Specific	26	C	String	Vendor ID: 40808 Vendor Type: 5 VSA: Session Information URL VSA Length: Variable This attribute provides the URL details seen before session termination.

NOTE

Attributes such as Client Hello, Server Hello are standard TLS 1.0 specific attributes and are embedded within EAP. For details refer to RFC 2246.

R2 Device Onboarding

The client device (user equipment) can onboard with a controller using AAA server credentials, where the controller proxys the onboarding requests to AAA server.

ATTENTION

This section is applicable only for SZ100 and vSZ-E platforms.

Onboarding Access Request

The details in the access request are as follows:

TABLE 33 Onboarding Access Request

Attribute	Attribute ID	Presence	Type	Description
NAS-Port-Type	61	M	Integer	Indicates the physical port type of NAS, which authenticates the user.
NAS-Port	5	O	Integer	This attribute indicates the physical port number of the NAS which authenticates the user. The controller uses the association ID for the STA in the AP to represent this.
User-Name	1	M	String	Indicates the name of the user for authentication.
User-Password	2	C	String	This attribute indicates the password of the user to be authenticated. It is mandatory for PAP authentication.
Calling Station ID	31	O	String	This attribute will contain the Calling Station ID as received from NAS during authentication or the accounting procedure
Message Authenticator	80	O	Octets	This attribute is used to sign <i>access requests</i> to prevent spoofing access requests using CHAP, ARAP or EAP authentication methods. It authenticates this whole RADIUS packet - HMAC-MD5 (Type Identifier Length Request Authenticator Attributes).
NAS-IP-address	4	C	IP Address	This attribute is the IP address of the AP which is serving the station or controller's control IP address, controller's management IP address and user defined value.
Proxy-State	33	O	Octets	This attribute is available to be sent by a proxy server to another server.

Onboarding Access Response

The details in the access response are as follows:

TABLE 34 Onboarding Access Response

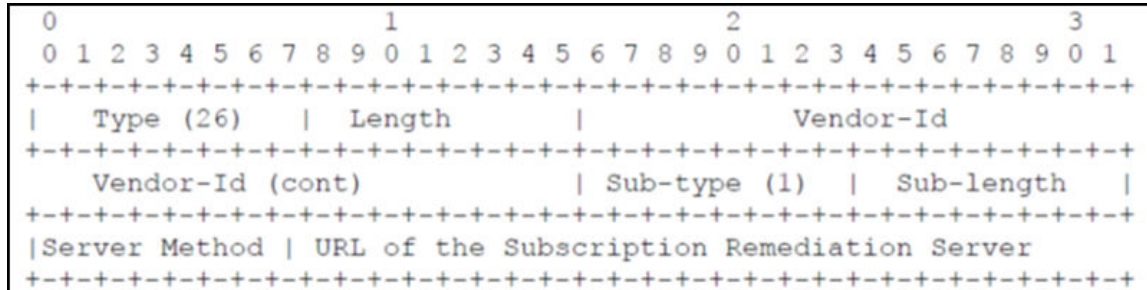
Attribute	Attribute ID	Presence	Type	Description
Proxy-State	33	O	Octets	This attribute is available to be sent by a proxy server to another server.
Filter-Id	11	O	String	Represents the User Role name sent by AAA. This is used by SCG to map the received Group Role Name to the UTP profile and forward the corresponding ACL/rate limiting parameters to NAS. NAS enforces the UTP for the given user. Filter-Id might be included in access accept irrespective of a WISPr, 802.1x or HS 2.0 call.
WISPr uplink	26	O	Integer	Vendor ID: WISPr: 14122 VSA: WISPr-Bandwidth-Max-UP (7) VSA Length: Variable The attribute contains the maximum uplink value in bits per second.
WISPr downlink	26	O	Integer	Vendor ID: WISPr: 14122 VSA: WISPr-Bandwidth-Max-DOWN (8) VSA Length: Variable The attribute contains the maximum downlink value in bits per second.

Hotspot 2.0 VSAs

There are vendor specific attributes for Hotspot 2.0 as mandated by WFA Hotspot 2.0 specifications along with the regular RADIUS message attributes (as per RFC 2865).

The figure indicates the VSA fields in a Hotspot 2.0 subscription remediation flow.

FIGURE 9 Hotspot 2.0 VSA fields



Accounting - Controller Initiated Accounting Messages

- RADIUS Accounting Request [Start]..... 95
- RADIUS Accounting Request [Stop/Interim Update]..... 103
- RADIUS Accounting Response..... 109
- AP Initiated Accounting Messages (PDG/LBO Sessions)..... 109

RADIUS Accounting Request [Start]

The table lists the attribute details of messages sent by the controller to the AAA server.

TABLE 35 RADIUS accounting attributes

Attribute	Attribute ID	Presence	Type	Description
User-Name	1	M	String	The username of the given accounting session.
NAS-IP-Address	4	C	Integer	This attribute is the IP address of the AP which is serving the station or controller's control IP address, controller's management IP address and user defined value.
Service-Type	6	O	Integer	Indicates the type of service based on the user request or the type of service to be provided.
Framed-IP-Address	8	O	IP Address	This attribute indicates the address to be configured for the user.
Login-IP-Host	14	M	Integer	Variable IP address.
Class	25	O	Integer	This attribute is sent by the server in access accept. The client should include this attribute in the accounting request without modifying it. NOTE Ruckus products acting as clients support up to three RADIUS Class attributes.

TABLE 35 RADIUS accounting attributes (continued)

Attribute	Attribute ID	Presence	Type	Description
Vendor-Specific	26	C	Integer	Vendor ID:Ruckus:25053 VSA: Ruckus-APN-NI (104) VSA Length: Variable This attribute carries the APN subscribed by the user. It contains only the network identifier (NI), which is part of the APN. The operator identifier part is stored separately in Ruckus-APN-OI.
Vendor-Specific	26	C	Integer	Vendor ID:Ruckus:25053 VSA: Ruckus-APN-OI (111) VSA Length: Variable It contains the <i>Operator ID</i> , which is part of the APN name.
Vendor-Specific	26	C	String	Vendor ID: Ruckus:25053 VSA: Ruckus-IMSI (102) VSA Length: Variable This Ruckus VSA contains values to be used by the controller's CDR generating module.
Vendor-Specific	26	C	Integer	Vendor ID: Ruckus:25053 VSA: Ruckus-NAS-Type (109) VSA Length: 6 This Ruckus VSA contains the value to be used by the controller's CDR generating module.
Vendor-Specific	26	M	Integer	Vendor ID: 3GPP: 10415 VSA: 3GPP-RAT-Type (21) VSA Length: 3 This Ruckus VSA contains the value to be used by controller's CDR generating module.

TABLE 35 RADIUS accounting attributes (continued)

Attribute	Attribute ID	Presence	Type	Description
Vendor-Specific	26	O	String	Vendor ID: 3GPP: 10415 VSA: 3GPP-GPRS-Negotiated-QoS-Profile (5) VSA Length: Variable QoS bytes (octets). This attribute contains QoS received from AAA or negotiated by GGSN, if it is not received from the core network, The controller will use the default QoS. GPP-GPRS-Negotiated-QoS-Profile will be present in this message.
Vendor-Specific	26	C	Integer	Vendor ID: Ruckus:25053 VSA: Ruckus-Charging-Charac (118) VSA Length: Variable This attribute carries the charging characteristics value, which is received from the AAA server. This attribute carries the charging characteristics value, which is received from the AAA server.
Vendor-Specific	26	C	Integer	Vendor ID: Ruckus:25053 VSA: Ruckus-PDP-Type (119) VSA Length: 4 This Ruckus VSA contains the value to be used by the controller's CDR generating module.
Vendor-Specific	26	C	Integer	Vendor ID: Ruckus:25053 VSA: Ruckus-ChCh-Selection-Mode (121) VSA Length: 3 This Ruckus VSA contains the value to be used by the controller's CDR generating module.
Vendor-Specific	26	C	Integer	Vendor ID: 25053 VSA: Ruckus-AAA-IP (122) VSA Length: 6 This Ruckus VSA contains the value to be used by the controller's CDR generating module.

TABLE 35 RADIUS accounting attributes (continued)

Attribute	Attribute ID	Presence	Type	Description
Vendor-Specific	26	C	Integer	Vendor ID: Ruckus:25053 VSA: Ruckus-SCG-CBLADE-IP (7) VSA Length: 6 Reports the control plane IP address. Ruckus VSAs are received from Ruckus APs only. It is optional for 3rd party APs.
Vendor-Specific	26	C	Integer	Vendor ID: Ruckus:25053 VSA: Ruckus-SCG-DBLADE-IP (8) VSA Length: 6 Reports the data plane IP address. Ruckus VSAs are received from Ruckus APs only. It is optional for 3rd party APs.
Vendor-Specific	26	C	Integer	Vendor ID: Ruckus:25053 VSA: Ruckus-Dynamic-Address-Flag (120) VSA Length: 3 The flag value of this Ruckus VSA is either 0 or 1. This attribute contains the value to be used by the controller's CDR generating module.
Vendor-Specific	26	M	Integer	Vendor ID: 25053 VSA: Ruckus-SGSN-IP (117) VSA Length: 4 This Ruckus VSA contains the value to be used by the controller's CDR generating module.
Called Station ID	30	O	Integer	This attribute supports two kinds of formats, namely, BSSID:SSID, which is the MAC address of the WLAN on AP and AP-MAC:SSID which is the MAC address of AP. The letters in the MAC address are in uppercase. For example: 11-22-33-AA-BB-CC:SSID.
Calling Station ID	31	M	String	Allows NAS to send the ID (UE MAC), which indicates as to who is calling this server.

TABLE 35 RADIUS accounting attributes (continued)

Attribute	Attribute ID	Presence	Type	Description
NAS-Identifier	32	C	Integer	NAS-IP-Address or NAS-Identifier attribute is mandatory in received messages. It supports 3 types of values, namely BSSID (MAC address of the WLAN on AP), AP-MAC (MAC address of AP) and user defined address (maximum length of 62).
Proxy-State	33	C	Octets	This attribute is available to be sent by a proxy server (controller) to another server (AAA server) when forwarding an access request, accounting request (start, stop or interim) and <u>must</u> be returned unmodified in the access accept, access reject, access challenge and accounting response.
Acct-Status-Type	40	M	Integer	This attribute indicates whether the <i>Accounting-Request</i> attribute marks the beginning of the user service (Start) with the value of 1 as (Start).
Acct-Delay-Time	41	C	Integer	In case the accounting message gets retransmitted this attribute will contain the time stamp of the consecutive retransmitted message.
Acct-Session-ID	44	M	Integer	This attribute is a unique accounting identity to facilitate easy matching of start, interim and stop records in a log file. The start, interim and stop records for a given session must have the same <i>Acct-Session-ID</i> .
Event-Timestamp	55	O	Integer	This attribute is included in the Accounting-Request packet to record the time that this event occurred on NAS. For example, in seconds since January 1, 2013 00:00 UTC.
NAS-Port-Type	61	O	Integer	Indicates the physical port type of NAS, which authenticates the user.
Chargeable User ID	89	C	String	This attribute is MSISDN or any chargeable user identity returned by the AAA server. This attribute is unchanged when it is received in the RADIUS Access Accept message.

TABLE 35 RADIUS accounting attributes (continued)

Attribute	Attribute ID	Presence	Type	Description
Location-Information	127	M	Octets	Note: This attribute is included only when the expected location delivery method is accounting request as specified in RFC 5580.
Location-Data	128	C	Octets	This attribute contains the actual location information. It is encoded as per RFC 5580. Note: This attribute is included only when the expected location delivery method is accounting request as specified in RFC 5580.
Basic-Location-Policy-Rules	129	M	String	This attribute provides the basic privacy policy associated to the location information. It is encoded as per RFC 5580. Note: This attribute is included only when the expected location delivery method is accounting request as specified in RFC 5580.
Extended-Location-Policy-Rules	130	C	Octets	This attribute provides the extended privacy policy for the target whose location is specified. This attribute is sent with the above attribute (<i>basic location policy</i>). It is encoded as per RFC 5580. Note: This attribute is included only when the expected location delivery method is accounting request as specified in RFC 5580.

TABLE 36 RADIUS accounting attributes

Attribute	Attribute ID	Presence	Type	Description
User-Name	1	M	String	The username of the given accounting session.
NAS-IP-Address	4	C	Integer	This attribute is the IP address of the AP which is serving the station/UE.
Service-Type	6	O	Integer	Indicates the type of service based on the user request or the type of service to be provided.
Framed-IP-Address	8	O	IP Address	This attribute indicates the address to be configured for the user.
Login-IP-Host	14	M	Integer	Variable IP address.
Class	25	O	Integer	This attribute is sent by the server in access accept. The client should include this attribute in the accounting request without modifying it. NOTE Ruckus products acting as clients support up to three RADIUS Class attributes.

TABLE 36 RADIUS accounting attributes (continued)

Attribute	Attribute ID	Presence	Type	Description
Vendor-Specific	26	C	Integer	Vendor ID:Ruckus:25053 VSA: Ruckus-APN-NI (104) VSA Length: Variable This attribute carries the APN subscribed by the user. It contains only the network identifier (NI), which is part of the APN. The operator identifier part is stored separately in Ruckus-APN-OI.
Vendor-Specific	26	C	Integer	Vendor ID:Ruckus:25053 VSA: Ruckus-APN-OI (111) VSA Length: Variable It contains the <i>Operator ID</i> , which is part of the APN name.
Vendor-Specific	26	C	String	Vendor ID: Ruckus:25053 VSA: Ruckus-IMSI (102) VSA Length: Variable This Ruckus VSA contains values to be used by the controller's CDR generating module.
Vendor-Specific	26	C	Integer	Vendor ID: Ruckus:25053 VSA: Ruckus-NAS-Type (109) VSA Length: 6 This Ruckus VSA contains the value to be used by the controller's CDR generating module.
Vendor-Specific	26	M	Integer	Vendor ID: 3GPP: 10415 VSA: 3GPP-RAT-Type (21) VSA Length: 3 This Ruckus VSA contains the value to be used by controller's CDR generating module.
Vendor-Specific	26	O	String	Vendor ID: 3GPP: 10415 VSA: 3GPP-GPRS-Negotiated-QoS-Profile (5) VSA Length: Variable QoS bytes (octets). This attribute contains QoS received from AAA or negotiated by GGSN, if it is not received from the core network, The controller will use the default QoS. GPP-GPRS-Negotiated-QoS-Profile will be present in this message.
Vendor-Specific	26	C	Integer	Vendor ID: Ruckus:25053 VSA: Ruckus-Charging-Charac (118) VSA Length: Variable This attribute carries the charging characteristics value, which is received from the AAA server. This attribute carries the charging characteristics value, which is received from the AAA server.

TABLE 36 RADIUS accounting attributes (continued)

Attribute	Attribute ID	Presence	Type	Description
Vendor-Specific	26	C	Integer	Vendor ID: Ruckus:25053 VSA: Ruckus-PDP-Type (119) VSA Length: 4 This Ruckus VSA contains the value to be used by the controller's CDR generating module.
Vendor-Specific	26	C	Integer	Vendor ID: Ruckus:25053 VSA: Ruckus-ChCh-Selection-Mode (121) VSA Length: 3 This Ruckus VSA contains the value to be used by the controller's CDR generating module.
Vendor-Specific	26	C	Integer	Vendor ID: 25053 VSA: Ruckus-AAA-IP (122) VSA Length: 6 This Ruckus VSA contains the value to be used by the controller's CDR generating module.
Vendor-Specific	26	C	Integer	Vendor ID: Ruckus:25053 VSA: Ruckus-SCG-CBLADE-IP (7) VSA Length: 6 Reports the control plane IP address. Ruckus VSAs are received from Ruckus APs only. It is optional for 3rd party APs.
Vendor-Specific	26	C	Integer	Vendor ID: Ruckus:25053 VSA: Ruckus-SCG-DBLADE-IP (8) VSA Length: 6 Reports the data plane IP address. Ruckus VSAs are received from Ruckus APs only. It is optional for 3rd party APs.
Vendor-Specific	26	C	Integer	Vendor ID: Ruckus:25053 VSA: Ruckus-Dynamic-Address-Flag (120) VSA Length: 3 The flag value of this Ruckus VSA is either 0 or 1. This attribute contains the value to be used by the controller's CDR generating module.
Vendor-Specific	26	M	Integer	Vendor ID: 25053 VSA: Ruckus-SGSN-IP (117) VSA Length: 4 This Ruckus VSA contains the value to be used by the controller's CDR generating module.
Called Station ID	30	O	Integer	This attribute supports two kinds of formats, namely, BSSID:SSID, which is the MAC address of the WLAN on AP and AP-MAC:SSID which is the MAC address of AP. The letters in the MAC address are in uppercase. For example: 11-22-33-AA-BB-CC:SSID.
Calling Station ID	31	M	String	Allows NAS to send the ID (UE MAC), which indicates as to who is calling this server.

TABLE 36 RADIUS accounting attributes (continued)

Attribute	Attribute ID	Presence	Type	Description
NAS-Identifier	32	C	Integer	NAS-IP-Address or NAS-Identifier attribute is mandatory in received messages. It supports 3 types of values, namely BSSID (MAC address of the WLAN on AP), AP-MAC (MAC address of AP) and user defined address (maximum length of 62).
Proxy-State	33	C	Octets	This attribute is available to be sent by a proxy server (controller) to another server (AAA server) when forwarding an access request, accounting request (start, stop or interim) and must be returned unmodified in the access accept, access reject, access challenge and accounting response.
Acct-Status-Type	40	M	Integer	This attribute indicates whether the <i>Accounting-Request</i> attribute marks the beginning of the user service (Start) with the value of 1 as (Start).
Acct-Delay-Time	41	C	Integer	In case the accounting message gets retransmitted this attribute will contain the time stamp of the consecutive retransmitted message.
Acct-Session-ID	44	M	Integer	This attribute is a unique accounting identity to facilitate easy matching of start, interim and stop records in a log file. The start, interim and stop records for a given session must have the same <i>Acct-Session-ID</i> .
Event-Timestamp	55	O	Integer	This attribute is included in the Accounting-Request packet to record the time that this event occurred on NAS. For example, in seconds since January 1, 2013 00:00 UTC.
NAS-Port-Type	61	O	Integer	Indicates the physical port type of NAS, which authenticates the user.
Chargeable User ID	89	C	String	This attribute is MSISDN or any chargeable user identity returned by the AAA server. This attribute is unchanged when it is received in the RADIUS Access Accept message.
Location-Information	127	M	Octets	Note: This attribute is included only when the expected location delivery method is accounting request as specified in RFC 5580.
Location-Data	128	C	Octets	This attribute contains the actual location information. It is encoded as per RFC 5580. Note: This attribute is included only when the expected location delivery method is accounting request as specified in RFC 5580.
Basic-Location-Policy-Rules	129	M	String	This attribute provides the basic privacy policy associated to the location information. It is encoded as per RFC 5580. Note: This attribute is included only when the expected location delivery method is accounting request as specified in RFC 5580.
Extended-Location-Policy-Rules	130	C	Octets	This attribute provides the extended privacy policy for the target whose location is specified. This attribute is sent with the above attribute (<i>basic location policy</i>). It is encoded as per RFC 5580. Note: This attribute is included only when the expected location delivery method is accounting request as specified in RFC 5580.

RADIUS Accounting Request [Stop/Interim Update]

The table lists the attribute details of messages sent by the controller to the AAA server.

TABLE 37 RADIUS accounting request (stop/interim update) attributes

Attribute	Attribute ID	Presence	Type	Description
User-Name	1	M	String	The username of the given accounting session.

TABLE 37 RADIUS accounting request (stop/interim update) attributes (continued)

Attribute	Attribute ID	Presence	Type	Description
NAS-IP-Address	4	C	Integer	This attribute is the IP address of the AP which is serving the station or controller's control IP address, controller's management IP address and user defined value.
Service-Type	6	O	Integer	Indicates the type of service based on the user request or the type of service to be provided.
Framed-IP-Address	8	O	IP Address	This attribute indicates the address to be configured for the user.
Login-IP-Host	14	O	Integer	Variable IP address.
Vendor-Specific	26	C	Integer	Vendor ID: Ruckus:25053 VSA: Ruckus-APN-NI(104) VSA Length: Variable This attribute carries the APN subscribed by the user. It contains only the network identifier (NI), which is part of the APN. The operator identifier part is stored separately in Ruckus-APN-OI.
Vendor-Specific	26	C	Integer	Vendor ID: Ruckus:25053 VSA: Ruckus-Selection-Mode (106) VSA Length: 6 This Ruckus VSA contains the value to be used by the controller's CDR generating module.
Vendor-Specific	26	C	Octets	Vendor ID: Ruckus:25053 VSA: Ruckus-APN-OI (111) VSA Length: Variable This Ruckus VSA contains the value to be used by the controller's CDR generating module.
Vendor-Specific	26	C	String	Vendor ID: Ruckus:25053 VSA: Ruckus-IMSI (102) VSA Length: Variable This Ruckus VSA contains the value to be used by the controller's CDR generating module.

TABLE 37 RADIUS accounting request (stop/interim update) attributes (continued)

Attribute	Attribute ID	Presence	Type	Description
Vendor-Specific	26	M	Integer	Vendor ID: 25053 VSA: Ruckus-SGSN-IP (117) VSA Length: 4 This Ruckus VSA contains the value to be used by the controller's CDR generating module.
Vendor-Specific	26	C	Integer	Vendor ID: Ruckus:25053 VSA: Ruckus-NAS-Type (109) VSA Length: 6 This Ruckus VSA contains the value to be used by the controller's CDR generating module.
Vendor-Specific	26	O	Integer	Vendor ID: 3GPP: 10415 VSA: 3GPP-RAT-Type (21) VSA Length: 3 This Ruckus VSA contains the value to be used by the controller's CDR generating module.
Vendor-Specific	26	O	String	Vendor ID: 3GPP: 10415 VSA: 3GPP-GPRS-Negotiated-QoS-Profile(5) VSA Length: Variable QoS bytes (octets). This attribute contains QoS received from AAA or negotiated by GGSN, if it is not received from the core network, The controller will use the default QoS. GPP-GPRS-Negotiated-QoS-Profile will be present in this message.
Vendor-Specific	26	C	Integer	Vendor ID: Ruckus:25053 VSA: Ruckus-SCG-CBLADE-IP (7) VSA Length: 6 Reports the control plane IP address. Ruckus VSAs are received from Ruckus APs only. It is optional for 3rd party APs.

TABLE 37 RADIUS accounting request (stop/interim update) attributes (continued)

Attribute	Attribute ID	Presence	Type	Description
Vendor-Specific	26	C	Integer	Vendor ID: Ruckus:25053 VSA: Ruckus-SCG-DBLADE-IP (8) VSA Length: 6 Reports the control plane IP address. Ruckus VSAs are received from Ruckus APs only. It is optional for 3rd party APs.
Called Station ID	30	O	String	This attribute allows NAS to send the ID (BSSID), which is called by the user. It is MAC of the AP. It supports 2 types of values, namely BSSID:SSID, where BSSID is the MAC address of the WLAN on AP. The second value is AP-MAC:SSID, where AP-MAC is the MAC address of the AP. The letters in the MAC address are in uppercase. For example: 11-22-33-AA-BB-CC:SSID.
Calling Station ID	31	M	String	This attribute allows NAS to send the ID (UE MAC), which indicates as to who is calling this server. The value supported is STA's MAC address, where the letters in the MAC address are in uppercase. For example: 11-22-33-AA-BB-CC.
NAS-Identifier	32	C	Integer	NAS-IP-Address or NAS-Identifier attribute is mandatory in received messages. It supports 3 types of values, namely BSSID (MAC address of the WLAN on AP), AP-MAC (MAC address of AP) and user defined address (maximum length of 62).
Acct-Status-Type	40	M	Integer	This attribute indicates the <i>Accounting-Request</i> type. Possible values are Stop(2), interim update (3).
Acct-Delay-Time	41	C	Integer	In case the accounting message gets retransmitted, this attribute will contain the time stamp of the consecutive retransmitted message.
Acct-Input-Octets	42	M	Integer	This attribute indicates the number of octets received from the port over the course of this service provided.

TABLE 37 RADIUS accounting request (stop/interim update) attributes (continued)

Attribute	Attribute ID	Presence	Type	Description
Acct-Output-Octets	43	M	Integer	This attribute indicates the number of octets sent to the port in the course of delivering this service.
Acct-Session-ID	44	M	Integer	This attribute is a unique accounting identity to facilitate easy matching of start, interim and stop records in a log file. The start, interim and stop records for a given session must have the same <i>Acct-Session-ID</i> .
Acct-Session-Time	46	M	Integer	This attribute indicates the number of seconds the user receives the service for.
Acct-Input-Packets	47	M	Integer	This attribute indicates the number of packets received from the port over the course of this service provided.
Acct-Output-Packets	48	M	Integer	This attribute indicates the number of packets sent to the port in the course of delivering this service.
Acct-Terminate-Cause	49	M	Integer	This attribute indicates how the session was terminated. This attribute can only be present in accounting request records where the <i>Acct-Status-Type</i> is set to Stop.
Acct-Input-Gigawords	52	M	Integer	This attribute indicates the number of times that the acct-input-octets counter wraps around 2^{32} over the course of this provided service.
Acct-Output-Gigawords	53	M	Integer	This attribute indicates the number of times the acct-input-octets counter is wrapped around 2^{32} in the course of delivering this service.
Event-Timestamp	55	O	Integer	This attribute is included in the accounting-request packet for recording the time in seconds that the event occurred on NAS. For example, January 1, 2013 00:00 UTC.
NAS-Port-Type	61	O	Integer	Indicates the physical port type of NAS, which authenticates the user.

TABLE 37 RADIUS accounting request (stop/interim update) attributes (continued)

Attribute	Attribute ID	Presence	Type	Description
Chargeable User ID	89	C	String	This attribute is MSISDN or any chargeable user identity returned by the AAA server. This attribute is unchanged when it is received in the RADIUS Access Accept message.
Location-Information	127	M	Octets	This is a composite attribute, which provides meta data about the location information. It is encoded as per RFC 5580. NOTE This attribute is included only when the expected location delivery method is accounting request as specified in RFC 5580.
Location-Data	128	C	Octets	This attribute contains the actual location information. It is encoded as per RFC 5580. NOTE This attribute is included only when the expected location delivery method is accounting request as specified in RFC 5580.
Basic-Location-Policy-Rules	129	M	String	This attribute provides the basic privacy policy associated to the location information. It is encoded as per RFC 5580. NOTE This attribute is included only when the expected location delivery method is accounting request as specified in RFC 5580.

TABLE 37 RADIUS accounting request (stop/interim update) attributes (continued)

Attribute	Attribute ID	Presence	Type	Description
Extended-Location-Policy-Rules	130	C	Octets	<p>This attribute provides the extended privacy policy for the target whose location is specified. This attribute is sent with the above attribute (<i>basic location policy</i>). It is encoded as per RFC 5580.</p> <p>NOTE This attribute is included only when the expected location delivery method is Accounting Request as specified in RFC 5580.</p>

RADIUS Accounting Response

The table lists the attribute details of messages sent by the AAA to the controller.

TABLE 38 RADIUS Accounting Response

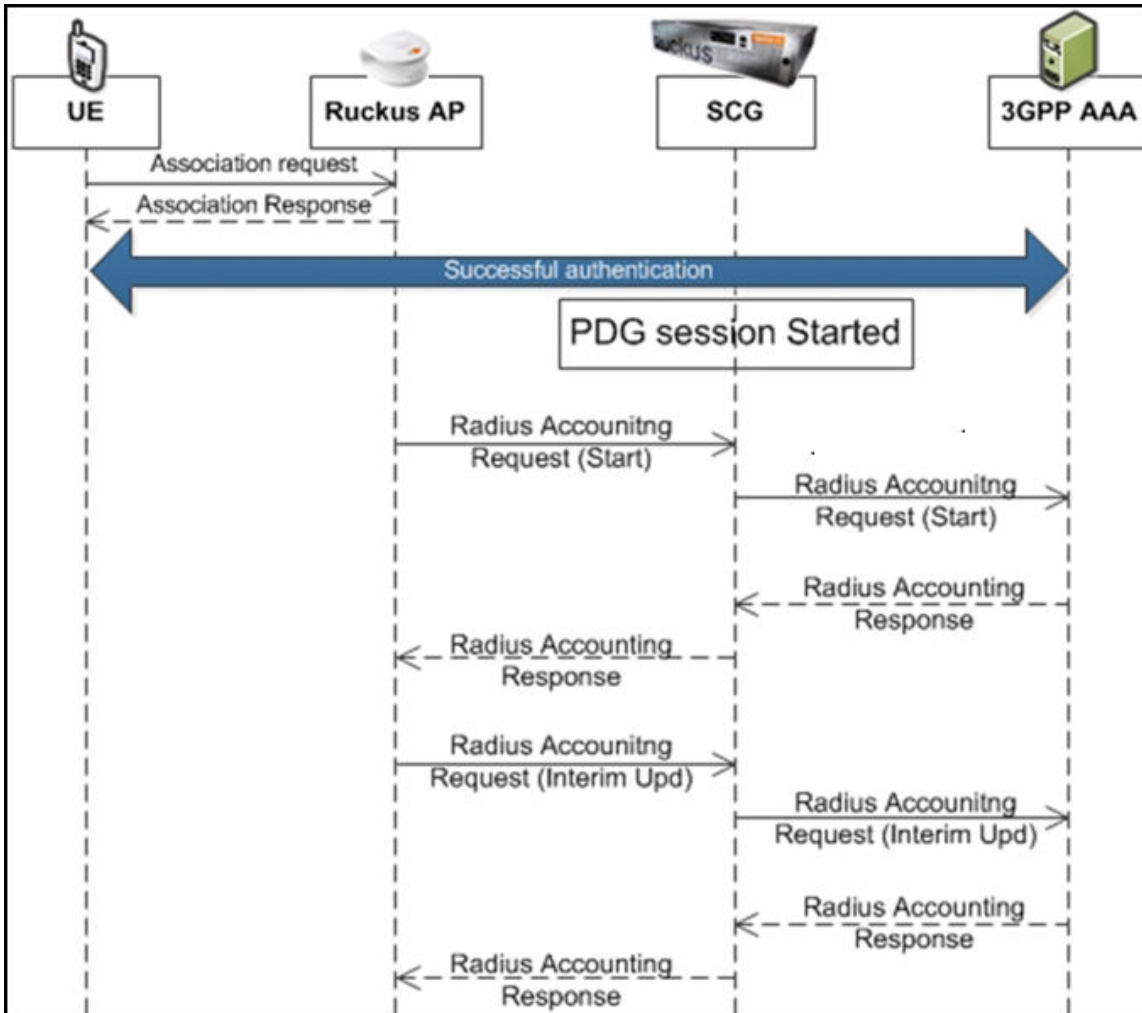
Attribute	Presence	Type	Description
Response Authenticator	M	Integer	MD5(Code ID Length RequestAuth RequestAuth RequestAuth Attributes Secret)

AP Initiated Accounting Messages (PDG/LBO Sessions)

The controller honors RADIUS accounting messages received from AP, for both Ruckus AP and 3rd Party AP. For accounting messages from AP, controller generates W-AN-CDR/S-CDR/W-CDR as configured in the controller UI (non-proxy mode), or proxy accounting messages received from AP to configured external AAA server (proxy mode).

The figure shows the controller proxy accounting messages from NAS to external AAA server.

FIGURE 10 AP initiated accounting messages



This section covers:

- [Accounting Start Messages](#) on page 110
- [Accounting Interim Update and Stop Messages](#) on page 115
- [Accounting On Messages](#) on page 119
- [Accounting Off Messages](#) on page 121

Accounting Start Messages

The table lists the attribute details of messages sent by the controller to the AAA server.

TABLE 39 Accounting start message attributes

Attribute	Attribute ID	Presence	Type	Description
User-Name	1	M	String	The username of the given accounting session.

TABLE 39 Accounting start message attributes (continued)

Attribute	Attribute ID	Presence	Type	Description
NAS-IP-Address	4	C	Integer	This attribute is the IP address of the AP which is serving the station or controller's control IP address, controller's management IP address and user defined value.
NAS-Port	5	O	Integer	This attribute indicates the physical port number of the NAS which authenticates the user. The controller uses the association ID for the STA in the AP to represent this.
Framed-IP-Address	8	O	IP Address	This attribute indicates the address to be configured for the user.
Vendor-Specific	26	C	String	Vendor ID: Ruckus:25053 VSA: Ruckus-SSID (3) VSA Length: Variable Reports the associated WLANs SSID in access request and accounting packet. Ruckus VSAs are received from Ruckus APs only. It is optional for 3rd party APs.
Vendor-Specific	26	C	String	Vendor ID: Ruckus:25053 VSA: Ruckus-Location (5) VSA Length: Variable Reports the device location for this AP. This is a configurable value in the device location setting. Ruckus VSA is received only from Ruckus AP. It is optional for 3rd party APs.
Vendor-Specific	26	C	Integer	Vendor ID: Ruckus:25053 VSA: Ruckus-SCG-CBLADE-IP (7) VSA Length: 6 Reports the control plane IP address. Ruckus VSAs are received from Ruckus APs only. It is optional for 3rd party APs.

Accounting - Controller Initiated Accounting Messages
AP Initiated Accounting Messages (PDG/LBO Sessions)

TABLE 39 Accounting start message attributes (continued)

Attribute	Attribute ID	Presence	Type	Description
Vendor-Specific	26	C	Integer	Vendor ID: Ruckus:25053 VSA: Ruckus-SCG-DBLADE-IP (8) VSA Length: 6 Reports the data plane IP address. Ruckus VSA is received only from Ruckus AP. It is optional for 3rd party APs.
Called Station ID	30	O	String	This attribute supports two kinds of formats, namely, BSSID:SSID, which is the MAC address of the WLAN on AP and AP-MAC:SSID which is the MAC address of AP. The letters in the MAC address are in uppercase. For example: 11-22-33-AA-BB-CC:SSID.
Calling Station ID	31	O	String	Allows NAS to send the ID (UE MAC), which indicates as to who is calling the STA's MAC address. The letters in the MAC address are in uppercase. For example: 11-22-33-AA-BB-CC.
NAS-Identifier	32	C	Integer	NAS-IP-Address or NAS-Identifier attribute is mandatory in received messages. It supports 3 types of values, namely BSSID (MAC address of the WLAN on AP), AP-MAC (MAC address of AP) and user defined address (maximum length of 62).
Proxy-State	33	C	Octets	This attribute is available to be sent by a proxy server (controller) to another server (AAA server) when forwarding an access request, accounting request (start, stop or interim) and <u>must</u> be returned unmodified in the access accept, access reject, access challenge and accounting response.
Acct-Status-Type	40	M	Integer	This attribute indicates whether the <i>Accounting-Request</i> attribute marks the beginning of the user service (Start). Start value is 1.

TABLE 39 Accounting start message attributes (continued)

Attribute	Attribute ID	Presence	Type	Description
Acct-Delay-Time	41	C	Integer	This is a configurable option and by default this attribute is disabled. In case the accounting message gets retransmitted, this attribute contains the time stamp of the consecutive retransmitted message.
Acct-Session-ID	44	M	Integer	This attribute is a unique accounting identity to facilitate easy matching of start, interim and stop records in a log file. The start, interim and stop records for a given session must have the same <i>Acct-Session-ID</i> .
Acct-Authentic	45	M	Integer	This attribute indicates whether the user was authenticated through RADIUS server or NAS or remote authentication protocol.
Acct-Multi-Session-ID	50	O	Integer	This attribute is a unique Accounting ID, to link multiple related sessions in a log file
Acct-Link-Count	51	O	Integer	Count of links in a multi-link session, when an accounting record is generated.
Event-Timestamp	55	O	Integer	This attribute is included in the accounting-request packet for recording the time in seconds that the event occurred on NAS. For example, January 1, 2013 00:00 UTC.
NAS-Port-Type	61	O	Integer	Indicates the physical port type of NAS, which authenticates the user.
Connect-Info	77	O	String	This attribute is sent from the NAS to indicate the nature of the user's connection.
Chargeable User ID	89	C	String	This attribute is MSISDN or any chargeable user identity returned by the AAA server. This attribute is unchanged when it is received in the RADIUS Access Accept message.

TABLE 39 Accounting start message attributes (continued)

Attribute	Attribute ID	Presence	Type	Description
Framed-Interface-Id	96	O	Integer	The IPv6 interface identifier associated with a session, which is always sent with framed-IPv6 prefix. If present should match the session context. Note: This attribute is included in the Accounting message from AP only if the client is assigned with IPv6 address. If the address is IPv4, this attribute will not be part of the accounting message.
Framed-IPv6-Prefix	97	O	Integer	The IPv6 prefix associated with a session, which is always sent with framed interface identifier. If present should match the session context. Note: This attribute is included in the Accounting message from AP only if the client is assigned with IPv6 address. If the address is IPv4, this attribute will not be part of the accounting message.
Location-Information	127	M	Octets	This is a composite attribute, which provides meta data about the location information. It is encoded as per RFC 5580. NOTE This attribute is included only when the expected location delivery method is accounting request as specified in RFC 5580.
Location-Data	128	C	Octets	This attribute contains the actual location information. It is encoded as per RFC 5580. NOTE This attribute is included only when the expected location delivery method is accounting request as specified in RFC 5580.

TABLE 39 Accounting start message attributes (continued)

Attribute	Attribute ID	Presence	Type	Description
Basic-Location-Policy-Rules	129	M	String	<p>This attribute provides the basic privacy policy associated to the location information. It is encoded as per RFC 5580.</p> <p>NOTE This attribute is included only when the expected location delivery method is accounting request as specified in RFC 5580.</p>
Extended-Location-Policy-Rules	130	C	Octets	<p>This attribute provides the extended privacy policy for the target whose location is specified. This attribute is sent with the above attribute (<i>basic location policy</i>). It is encoded as per RFC 5580.</p> <p>NOTE This attribute is included only when the expected location delivery method is accounting request as specified in RFC 5580.</p>

Accounting Interim Update and Stop Messages

The table lists the attribute details of messages sent by the controller to AAA.

TABLE 40 Accounting interim update and stop message attributes

Attribute	Attribute ID	Presence	Type	Description
User-Name	1	M	String	The username of the given accounting session.
NAS-IP-Address	4	C	Integer	This attribute is the IP address of the AP which is serving the station or controller's control IP address, controller's management IP address and user defined value.
NAS-Port	5	O	Integer	This attribute indicates the physical port number of the NAS which authenticates the user. The controller uses the association ID for the STA in the AP to represent this.
Framed-IP-Address	8	O	IP Address	This attribute indicates the address to be configured for the user.

Accounting - Controller Initiated Accounting Messages
AP Initiated Accounting Messages (PDG/LBO Sessions)

TABLE 40 Accounting interim update and stop message attributes (continued)

Attribute	Attribute ID	Presence	Type	Description
Vendor-Specific	26	C	Integer	Vendor ID: Ruckus:25053 VSA: Ruckus-STA-RSSI (2) VSA Length: 6 UE reports the current RSSI value in the accounting packet. Ruckus VSA is received only from Ruckus AP.
Vendor-Specific	26	C	String	Vendor ID: Ruckus:25053 VSA: Ruckus-SSID (3) VSA Length: Variable Reports the associated WLANs SSID in the access request and accounting packet. Ruckus VSA is received only from Ruckus AP. It is optional for 3rd party APs.
Vendor-Specific	26	C	String	Vendor ID: Ruckus:25053 VSA: Ruckus-Location (5) VSA Length: Variable Reports the device location for this AP. This is a configurable value in the device location setting. Ruckus VSA is received only from Ruckus AP. It is optional for 3rd party APs.
Vendor-Specific	26	C	Integer	Vendor D: Ruckus:25053 VSA: Ruckus-SCG-CBLADE-IP (7) VSA Length: 6 Reports the control plane IP address. Ruckus VSA is received only from Ruckus AP. It is optional for 3rd party APs.
Vendor-Specific	26	C	Integer	Vendor ID: Ruckus:25053 VSA: Ruckus-SCG-DBLADE-IP (8) VSA Length: 6 Reports the data plane address. Ruckus VSA is received only from Ruckus AP. It is optional for 3rd party APs.
Called Station ID	30	O	String	This attribute allows NAS to send the ID (BSSID), which is called by the user. It is MAC of the AP. It supports 2 types of values, namely BSSID:SSID, where BSSID is the MAC address of the WLAN on AP. The second value is AP-MAC:SSID, where AP-MAC is the MAC address of the AP. The letters in the MAC address are in uppercase. For example: 11-22-33-AA-BB-CC:SSID

TABLE 40 Accounting interim update and stop message attributes (continued)

Attribute	Attribute ID	Presence	Type	Description
Calling Station ID	31	O	String	Allows NAS to send the ID (UE MAC), which indicates as to who is calling this server.
NAS-Identifier	32	C	Integer	NAS-IP-Address or NAS-Identifier attribute is mandatory in received messages. It supports 3 types of values, namely BSSID (MAC address of the WLAN on AP), AP-MAC (MAC address of AP) and user defined address (maximum length of 62).
Proxy-State	33	O	Octets	This attribute is available to be sent by a proxy server (controller) to another server (AAA server) when forwarding an access request, accounting request (start, stop or interim) and <u>must</u> be returned unmodified in the access accept, access reject, access challenge and accounting response.
Acct-Status-Type	40	M	Integer	Value differs based on message type. Attribute <i>interim update</i> has the value 3 and <i>stop</i> has the value 2.
Acct-Delay-Time	41	C	Integer	This is a configurable option and by default this attribute is disabled. In case the accounting message gets retransmitted, this attribute contains the time stamp of the consecutive retransmitted message.
Acct-Input-Octets	42	M	Integer	This attribute indicates the number of octets received from the port over the course of the service provided. This attribute is present in <i>Acct-Status-Type = Interim, Stop</i> .
Acct-Output-Octets	43	M	Integer	This attribute indicates the number of octets sent to the port in the course of delivering this service.
Acct-Session-ID	44	M	Integer	This attribute is a unique accounting identity to facilitate easy matching of start, interim and stop records in a log file. The start, interim and stop records for a given session must have the same <i>Acct-Session-ID</i> .
Acct-Authentic	45	M	Integer	This attribute indicates whether the user was authenticated through RADIUS server or NAS or remote authentication protocol.
Acct-Session-Time	46	M	Integer	This attribute indicates the number of seconds for receiving the service.
Acct-Input-Packets	47	M	Integer	This attribute indicates the number of packets received from the port over the course of the service provided to a framed user.

Accounting - Controller Initiated Accounting Messages
AP Initiated Accounting Messages (PDG/LBO Sessions)

TABLE 40 Accounting interim update and stop message attributes (continued)

Attribute	Attribute ID	Presence	Type	Description
Acct-Output-Packets	48	M	Integer	This attribute indicates the number of packets sent from the port over the course of the service provided to a framed user.
Acct-Terminate-Cause	49	M	Integer	This attribute indicates how the session was terminated. This attribute can only be present in accounting request records where the Acct-Status-Type is set to Stop.
Acct-Multi-Session-ID	50	O	Integer	This attribute is a unique Accounting ID, linking multiple related sessions in a log file.
Acct-Link-Count	51	O	Integer	Count of links in a multi-link session, when an accounting record is generated.
Acct-Input-Gigawords	52	M	Integer	This attribute indicates the number of times that the <i>Acct-Input-Octets</i> counter wraps around 2^{32} over the course of this provided service.
Acct-Output-Gigawords	53	M	Integer	This attribute indicates the number of times the <i>Acct-Output-Octets</i> counter is wrapped around 2^{32} in the course of delivering this service.
Event-Timestamp	55	O	Integer	This attribute is included in the accounting request packet to record the time (in seconds) that this event occurred on NAS. For example, January 1, 2013 00:00 UTC.
NAS-Port-Type	61	O	Integer	Indicates the physical port type of NAS, which authenticates the user.
Connect-Info	77	O	String	This attribute is sent from the NAS to indicate the nature of the user's connection.
Chargeable User ID	89	C	String	AP includes Chargeable User ID attribute along with the values received from the AAA server. This attribute is unchanged when it is received in the RADIUS Access Accept message.
Location-Information	127	M	Octets	This is a composite attribute, which provides meta data about the location information. It is encoded as per RFC 5580. NOTE This attribute is included only when the expected location delivery method is accounting request as specified in RFC 5580.

TABLE 40 Accounting interim update and stop message attributes (continued)

Attribute	Attribute ID	Presence	Type	Description
Location-Data	128	C	Octets	This attribute contains the actual location information. It is encoded as per RFC 5580. NOTE This attribute is included only when the expected location delivery method is accounting request as specified in RFC 5580.
Basic-Location-Policy-Rules	129	M	String	This attribute provides the basic privacy policy associated to the location information. It is encoded as per RFC 5580. NOTE This attribute is included only when the expected location delivery method is accounting request as specified in RFC 5580.
Extended-Location-Policy-Rules	130	C	Octets	This attribute provides the extended privacy policy for the target whose location is specified. This attribute is sent with the above attribute (<i>basic location policy</i>). It is encoded as per RFC 5580. NOTE This attribute is included only when the expected location delivery method is accounting request as specified in RFC 5580.

Accounting On Messages

The table lists the attribute details of messages sent by the controller to the AAA server.

TABLE 41 Accounting on message attributes

Attribute	Attribute ID	Presence	Type	Description
User-Name	1	M	String	The username of the given accounting session.
NAS-IP-Address	4	C	Integer	This attribute is the IP address of the AP which is serving the station or controller's control IP address, controller's management IP address and user defined value.

Accounting - Controller Initiated Accounting Messages
AP Initiated Accounting Messages (PDG/LBO Sessions)

TABLE 41 Accounting on message attributes (continued)

Attribute	Attribute ID	Presence	Type	Description
Vendor-Specific	26	C	String	Vendor ID: Ruckus:25053 VSA: Ruckus-SSID (3) VSA Length: - Variable Reports the associated WLANs SSID in the access request and accounting packet, Ruckus VSA is received only from Ruckus AP. It is optional for 3rd party APs.
Vendor-Specific	26	C	String	Vendor ID: Ruckus:25053 VSA: Ruckus-Location (5) VSA Length: Variable Reports the device location for this AP. This is a configurable value in the device location setting. Ruckus VSA is received only from Ruckus AP. It is optional for 3rd party APs.
Vendor-Specific	26	C	Integer	Vendor ID: Ruckus:25053 VSA: Ruckus-SCG-CBLADE-IP (7) VSA Length: 6 Reports the control plane IP address. Ruckus VSA is received only from Ruckus AP. It is optional for 3rd party APs.
Vendor-Specific	26	C	Integer	Vendor ID: Ruckus:25053 VSA: Ruckus-SCG-DBLADE-IP (8) VSA Length: 6 Reports the data plane IP address. Ruckus VSA is received only from Ruckus AP. It is optional for 3rd party APs.
Called Station ID	30	O	String	This attribute allows NAS to send the ID (BSSID), which is called by the user. It is MAC of the AP. It supports 2 types of values, namely BSSID:SSID, where BSSID is the MAC address of the WLAN on AP. The second value is AP-MAC:SSID, where AP-MAC is the MAC address of the AP. The letters in the MAC address are in uppercase. For example: 11-22-33-AA-BB-CC:SSID
NAS-Identifier	32	C	Integer	NAS-IP-Address or NAS-Identifier attribute is mandatory in received messages. It supports 3 types of values, namely BSSID (MAC address of the WLAN on AP), AP-MAC (MAC address of AP) and user defined address (maximum length of 62).

TABLE 41 Accounting on message attributes (continued)

Attribute	Attribute ID	Presence	Type	Description
Proxy-State	33	O	Octets	This attribute is available to be sent by a proxy server (controller) to another server (AAA server) when forwarding an access request, accounting request (start, stop or interim) and <u>must</u> be returned unmodified in the access accept, access reject, access challenge and accounting response.
Acct-Status-Type	40	M	Integer	This attribute indicates whether the <i>Accounting-Request</i> attribute marks it as <i>Accounting-On (7)</i> and <i>Accounting-Off(8)</i> .
Acct-Delay-Time	41	C	Integer	In case the accounting message gets retransmitted, this attribute contains the time stamp of the consecutive retransmitted message.
Acct-Authentic	45	M	Integer	This attribute indicates whether the user was authenticated through RADIUS server or NAS or Remote authentication protocol.

Accounting Off Messages

The table lists the attribute details of messages sent by the controller to the AAA server.

TABLE 42 Accounting off message attributes

Attribute	Attribute ID	Presence	Type	Description
User-Name	1	M	String	The username of the given accounting session.
NAS-IP-Address	4	C	Integer	This attribute is the IP address of the AP which is serving the station or controller's control IP address, controller's management IP address and user defined value.
Vendor-Specific	26	C	String	Vendor ID: Ruckus:25053 VSA: Ruckus-SSID (3) VSA Length: Variable Reports the associated WLANs SSID in access request and accounting packet. Ruckus VSAs are received from Ruckus APs only. It is optional for 3rd party APs.

Accounting - Controller Initiated Accounting Messages
AP Initiated Accounting Messages (PDG/LBO Sessions)

TABLE 42 Accounting off message attributes (continued)

Attribute	Attribute ID	Presence	Type	Description
Vendor-Specific	26	C	String	Vendor ID: Ruckus:25053 VSA: Ruckus-Location (5) VSA Length: Variable Reports the device location for this AP. This is a configurable value in the device location setting. Ruckus VSA is received only from Ruckus AP. It is optional for 3rd party APs.
Vendor-Specific	26	C	Integer	Vendor ID: Ruckus:25053 VSA: Ruckus-SCG-CBLADE-IP (7) VSA Length: 6 Reports the control plane IP address. Ruckus VSAs are received from Ruckus APs only. It is optional for 3rd party APs.
Vendor-Specific	26	C	Integer	Vendor ID: Ruckus:25053 VSA: Ruckus-SCG-DBLADE-IP (8) VSA Length: 6 Reports the data plane IP address. Ruckus VSA is received only from Ruckus AP. It is optional for 3rd party APs.
Called Station ID	30	O	String	This attribute allows NAS to send the ID (BSSID), which is called by the user. It is MAC of the AP. It supports 2 types of values, namely BSSID:SSID, where BSSID is the MAC address of the WLAN on AP. The second value is AP-MAC:SSID, where AP-MAC is the MAC address of the AP. The letters in the MAC address are in uppercase. For example: 11-22-33-AA-BB-CC:SSID.
NAS-Identifier	32	C	Integer	NAS-IP-Address or NAS-Identifier attribute is mandatory in received messages. It supports 3 types of values, namely BSSID (MAC address of the WLAN on AP), AP-MAC (MAC address of AP) and user defined address (maximum length of 62).

TABLE 42 Accounting off message attributes (continued)

Attribute	Attribute ID	Presence	Type	Description
Proxy-State	33	O	Octets	This attribute is available to be sent by a proxy server (controller) to another server (AAA server) when forwarding an access request, accounting request (start, stop or interim) and <u>must</u> be returned unmodified in the <i>Access Accept</i> , <i>Access Reject</i> , <i>Access Challenge</i> and <i>Accounting Response</i> .
Acct-Status-Type	40	M	Integer	This attribute indicates whether the <i>Accounting-Request</i> attribute marks it as <i>Accounting-On (7)</i> and <i>Accounting-Off(8)</i> .
Acct-Delay-Time	41	C	Integer	In case the accounting message gets retransmitted, this attribute contains the time stamp of the consecutive retransmitted message.
Acct-Authentic	45	M	Integer	This attribute indicates whether the user was authenticated through RADIUS server or NAS or Remote authentication protocol.

AAA Server Dynamic Authorization and List of Vendor Specific Attributes

- [Dynamic Authorization and List of Vendor Specific Attributes - AAA Server.....](#) 125
- [Service Authorization](#) 126
- [WISPr Vendor Specific Attributes.....](#) 133
- [Ruckus Vendor Specific Attributes.....](#) 133

Dynamic Authorization and List of Vendor Specific Attributes - AAA Server

The AAA server initiates messages to the controller signaling an authorization change, as described in *RFC 5176, Dynamic Authorization Extensions to RADIUS*. This occurs when modifications are made to the subscriber GPRS profile at the HLR (via OAM). Reference *TS 29.234* describes these procedures on the Wm reference point using the diameter protocol.

The following sections list the message flow attributes utilized for RADIUS Dynamic Authorization Extension. Change of Authorization (CoA) and Disconnect Message (DM) messages can have any of the following attributes as a session identifier. We have key attributes to uniquely identify the session context tables and session identifier attributes, which if present in the CoA/DM message should match with the session context table attributes.

The following section lists the key attributes which are supported for COA/DM.

NOTE

The controller does not provide support for CoA or DM in non-proxy mode.

- User-Name
- Acct-Session-Id
- CUI/MSISDN

NOTE

Refer to the appendix [Use Case Scenarios](#) on page 141 for flow details on NAS IP, accounting session identifier and filter identifier.

The following table lists the key attributes with different combinations of Auth type and Auth method.

AuthType	AuthMethod	Key Attribute
Standard	Open/802.1x/MAC/802.1x & MAC	Username or AcctSessId or Username + AcctSessId
Wispr & Web-Auth	Open/MAC/8021.x	AcctSessId or Username + AcctSessId

AAA Server Dynamic Authorization and List of Vendor Specific Attributes
Service Authorization

AuthType	AuthMethod	Key Attribute
TTG (vSZ-H + vDP)	802.1x	Username or AcctSessId or CUI/MSISDN or Username + AcctSessId or Username + CUI/MSISDN or AcctSessId + CUI/MSISDN or AcctSessId + Username + CUI/MSISDN
Port Based Authenticator	802.1x	AcctSessId or Username

The following section lists the Identification attributes including NAS and session identification attributes, which supports both CoA/DM.

NAS identification attributes:

- NAS-IP-Address
- NAS-Identifier
- NAS-IPv6-Address

Session identification attributes:

- User-Name
- NAS-Port
- Framed-IP-Address
- Called-Station-Id
- Calling-Station-Id
- Acct-Session-Id
- Acct-Multi-Session-Id
- NAS-Port-Id
- Chargeable-User-Identity
- Framed-Interface-Id
- Framed-IPv6-Prefix

Service Authorization

A change in service authorization is initiated at the AAA server.

It checks if the CoA message contains a session identification attribute (such as user name) as well as attributes indicating the authorization changes (new QoS). Depending on these attributes the call flows could vary.

If the CoA request contains a session identification and the attribute - service-type(6) is set to authorize-only the controller responds with CoA NAK since the controller does not support CoA with service-type as authorize-only.

If the CoA request does not contain the service-type(6) attribute, the message must contain a session identification attributes as well as authorization attributes (QoS).

The controller supports RADIUS CoA (Change-of-Authorization) in limited form. It is also supported when traffic originates from Ruckus Networks or from third Party APs.

This section covers:

- [Change of Authorization \(CoA\) Messages - Not Set to Authorize Only](#) on page 127
- [Change of Authorization Acknowledge Message \(CoA Ack\)](#) on page 129
- [Change of Authorization Negative Acknowledge Messages \(CoA NAK\)](#) on page 129
- [Disconnect Messages](#) on page 130
- [Acknowledgment of Disconnect Messages \(DM Ack\)](#) on page 132
- [Negative Acknowledge of Disconnect Messages \(DM NAK\)](#) on page 132
- [Disconnect Messages - Dynamic Authorization Client \(AAA server\)](#) on page 132

NOTE

Refer to the Authentication and Authorization section for this procedure.

Change of Authorization Support for Wired Clients

From the 5.2.1 release and onwards, the Change of Authorization (COA) feature is supported for wired clients along with its initial support for wireless clients.

NOTE

For the wired clients, following points must be considered while executing this feature.

- Changing filter ID using COA request frame changes the firewall profile assigned to the wired clients.
- COA verification on AP is checked using the commands **get client-info eth0/1/X** and **get firewall-info**, and verifying the firewall profile ID that is displayed for the wired client.
- COA for wired clients connected to ethernet ports of AP are supported only when dot1x with port / mac based authentication and User side port are enabled in ethernet profile and assigned to ethernet port of AP. For more information refer the topic Creating Ethernet Profile in the SZ 300 Administration Guide.

Change of Authorization (CoA) Messages - Not Set to Authorize Only

The table lists the attribute details of CoA messages where the Authorize-Only is not set.

TABLE 43 Change of Authorization (CoA) messages - Authorize-Only is not set

Attribute	Attribute ID	Presence	Type/Description
Message Code		M	43
User-Name	1	C	Identifies the username of the UE/subscriber to be disconnected. Username is received from NAS during authentication or accounting session.
NAS-IP-Address	4	C	This attribute is the IP address of the AP which is serving the station or controller's control IP address, controller's management IP address and user defined value.
NAS-Port	5	O	Indicates the physical NAS port number, which authenticates the user or the port on which a session is terminated. If present should match the session context table.

TABLE 43 Change of Authorization (CoA) messages - Authorize-Only is not set (continued)

Attribute	Attribute ID	Presence	Type/Description
Service-Type	6	O	This attribute indicates the type of service the user has requested, or the type of service to be provided. CoA request should be processed if present. NOTE Changes do not get applied on the UE session. It ignores the parameter.
Framed-IP-Address	8	O	The IPv4 address associated with a session. This is the IP address, which gets assigned to UE after successful call establishment. If present should match the session context table.
Filter-Id	11	O	Represents the user role name sent by AAA. This is used by the controller to map the received Group Role Name to the UTP profile and forward the corresponding ACL/rate limiting parameters to NAS. NAS enforces the UTP for the given user.
3GPP VSA (Negotiated-QoS-Profile)	5	O	This attribute carries the new QoS value and can be either be Ruckus defined VSA or 3GPP defined VSA. NOTE The controller uses this attribute for updating the QoS from the AAA server, whichever is present. If both are present priority is for 3GPP-QoS attribute.
Vendor-Specific	26	O	Vendor ID: WISPr: 14122 VSA: WISPr-Bandwidth-Max-UP (7) VSA Length: Variable The attribute contains the maximum uplink value in bits per second.
Vendor-Specific	26	O	Vendor ID: WISPr: 14122 VSA: WISPr-Bandwidth-Max-DOWN (8) VSA Length: Variable The attribute contains the maximum downlink value in bits per second.
Session-Timeout	27	O	This attribute sets the maximum number of seconds of service to be provided to the user before termination of the session
Idle-Timeout	28	O	It sets the maximum number of consecutive seconds of idle connection allowed to the user before termination of the session.
Called Station ID	30	O	String. This attribute will contain the Called Station ID as received from NAS during authentication or the accounting procedure.
Calling Station ID	31	O	String. This attribute will contain the Calling Station ID as received from NAS during authentication or the accounting procedure
NAS-Identifier	32	C	If present, it should match with the value in the controller session table.
Acct-Session-ID	44	C	This attribute should have the same value as sent by NAS during the accounting procedure.

TABLE 43 Change of Authorization (CoA) messages - Authorize-Only is not set (continued)

Attribute	Attribute ID	Presence	Type/Description
State	45	O	This attribute is copied as is if it is received in a request from the AAA server. NOTE Changes do not get applied on the UE session. It ignores the parameter.
Acct-Multi-Session-Id	50	O	This attribute uniquely identifies related sessions. It should have the same value received in authentication or accounting request. If present should match the session context table.
Accounting-Interim-Interval	85	O	Indicates the number of seconds between each interim update for this specific session. If the value is blank, the configured default value is used as the accounting interim interval.
Chargeable User ID	89	C	String. This attribute is MSISDN or any chargeable user identity returned by the AAA server.
NAS-IPv6-Address	95	O	This attribute is the IPv6 address of the AP which is serving the station or controller's control IP address, controller's management IP address and user defined value
Framed-Interface-Id	96	O	The IPv6 interface identifier associated with a session, which is always sent with framed-IPv6 prefix. If present should match the session context.
Framed-IPv6-Prefix	97	O	The IPv6 prefix associated with a session, which is always sent with framed interface identifier. If present should match the session context.

Change of Authorization Acknowledge Message (CoA Ack)

The table lists the attributes of CoA messages being acknowledged by the controller to DAC.

TABLE 44 Change of Authorization (CoA) messages - Acknowledge

Attribute	Attribute ID	Presence	Type/Description
Message Code		M	44
State	24	C	This attribute is copied without any modification or only if it is sent in the CoA request.

Change of Authorization Negative Acknowledge Messages (CoA NAK)

The table lists the attributes of CoA messages that are not acknowledged by the controller to the DAC.

TABLE 45 Change of Authorization (CoA) messages - Negative Acknowledge

Attribute	Attribute ID	Presence	Type/Description
Message Code		M	45
Service-Type	6	C	Indicates the type of service based on the user request or the type of service to be provided. It is included only if the Service-Type attribute is present in CoA request, is set to <i>authorize only</i> .

TABLE 45 Change of Authorization (CoA) messages - Negative Acknowledge (continued)

Attribute	Attribute ID	Presence	Type/Description
State	24	C	This attribute is copied without any modification or only if it is sent in the CoA request.
Error-Cause	101	C	Included only if the Service-Type attribute present in the CoA request is set to <i>authorize only</i> . It is included only if the Error-Cause attribute is set to <i>request initiated</i> . NOTE For other scenarios, the attribute Error-Cause will have the value as mentioned in TS.

Disconnect Messages

The table lists the attributes of disconnect messages, which are initiated by the controller.

TABLE 46 Disconnected messages

Attribute	Attribute ID	Presence	Type/Description
Message Code		M	40
User-Name	1	M	Identifies the user name of the UE/ subscriber to be disconnect. User name received from NAS during authentication or accounting session.
NAS-IP-Address	4	C	If present, it should match with the value in the controller session table.
NAS-Port	5	O	Indicates the physical NAS port number, which authenticates the user or the port on which a session is terminated. If present should match the session context table.
Service-Type	6	O	This attribute indicates the type of service the user has requested, or the type of service to be provided. DM request should be processed if present. NOTE Changes do not get applied on the UE session. It ignores the parameter.
Framed-IP-Address	8	O	The IPv4 address associated with a session. This is the IP address, which gets assigned to UE after successful call establishment. If present should match the session context table.
Acct-Terminate-Cause	24	O	This attribute has a value 6 for admin reset.
Calling Station ID	31	C	This attribute will contain the Calling Station ID as received from NAS during authentication or the accounting procedure.

TABLE 46 Disconnected messages (continued)

Attribute	Attribute ID	Presence	Type/Description
NAS-Identifier	32	C	It supports 3 types of values, namely BSSID (MAC address of the WLAN on AP), APMAC (MAC address of AP) and user defined address (maximum length of 62).
Acct-Session-ID	44	C	This attribute should have the same value as sent by NAS during accounting procedure.
State	45	O	This attribute is copied as is if it is received in a request from the AAA server.
Acct-Terminate-Cause	49	M	This attribute indicates how the session was terminated. Value 6 is for admin reset.
Acct-Multi-Session-Id	50	O	This attribute uniquely identifies related sessions. It should have the same value received in authentication or accounting request. If present should match the session context table.
Message Authenticator	80	O	This attribute is used to sign <i>access requests</i> to prevent spoofing access requests using CHAP, ARAP or EAP authentication methods. It authenticates this whole RADIUS packet - HMAC-MD5 (Type Identifier Length Request Authenticator Attributes).
NAS-Port-Id	87	O	String identifying the port based on the session and should match the session context if present in request.
Chargeable User ID	89	C	This attribute is MSISDN or any chargeable user identity returned by the AAA server.
NAS-IPv6-Address	95	O	This attribute is the IPv6 address of the AP which is serving the station or controller's control IP address, controller's management IP address and user defined value
Framed-Interface-Id	96	O	The IPv6 interface identifier associated with a session, which is always sent with framed-IPv6 prefix. If present should match the session context.
Framed-IPv6-Prefix	97	O	The IPv6 prefix associated with a session, which is always sent with framed interface identifier. If present should match the session context.

Acknowledgment of Disconnect Messages (DM Ack)

The table lists the attributes of disconnect messages, which are acknowledged.

TABLE 47 Acknowledgment of disconnect messages

Attribute	Attribute ID	Presence	Type/Description
Message Code		M	41
Acct-Terminate-Cause	49	O	This attribute indicates how the session was terminated. Value for <i>Admin-Reset</i> is set to 6

Negative Acknowledge of Disconnect Messages (DM NAK)

The table lists the attributes of disconnect messages, which are not acknowledged.

TABLE 48 Negative acknowledgment of disconnect messages

Attribute	Attribute ID	Presence	Type/Description
Message Code		M	42
Error-Cause	101	C	Included only if the <i>Service-Type</i> attribute is present in CoA request is set to <i>authorize only</i> . It is included only if the <i>Error-Cause</i> attribute is set to <i>request initiated</i> .

Disconnect Messages - Dynamic Authorization Client (AAA server)

A disconnect request packet is sent by the Dynamic Authorization Client for terminating user session(s) on a NAS and to discard all associated session context. The disconnect request packet is sent to UDP port 3799 where it identifies the NAS and user session(s) to be terminated by including the identification attributes.

The table lists the attribute details of the disconnect messages, which are initiated by the dynamic authorization client of the AAA server.

TABLE 49 Disconnected messages initiated by dynamic authorization client (DAC)

Attribute	Attribute ID	Presence	Type/Description
Message Code		M	40
User-Name	1	C	Identifies the username of the UE/subscriber to disconnect. Username received from NAS during authentication or accounting session.
NAS-IP-Address	4	C	This attribute is the IP address of the AP which is serving the station or controller's control IP address, controller's management IP address and user defined value.
Calling Station ID	31	O	String. This attribute will contain the Calling Station ID as received from NAS during authentication or the accounting procedure.
NAS-Identifier	32	C	If present, it should match with the value in the controller session table.
Proxy-State	33	O	Octets. This attribute is available to be sent by a proxy server to another server.
Acct-Session-ID	44	C	This attribute should have the same value as sent by NAS during accounting procedure.
Chargeable User ID	89	C	String. This attribute is MSISDN or any chargeable user identity returned by the AAA server.

WISPr Vendor Specific Attributes

The table lists the WISPr vendor specific attributes. The VSA ID for the following VSAs is 14122 and the type is 26.

TABLE 50 WISPr vendor specific attributes - 14122

Attribute Name	Attribute ID	RADIUS Message Type	Purpose
WISPr-Location-ID	1	Access-Accept Accounting Start - Stop	This attribute indicates the WISPr location id for the specified WISPr service.
WISPr-Location-Name	2	Access-Accept Accounting Start - Stop and Interim	This attribute indicates the WISPr location name for the specified WISPr service.
WISPr-Bandwidth-Max-UP	7	Access-Accept	This attribute specifies the maximum rate at which the corresponding user is allowed to transmit for upstream data.
WISPr-Bandwidth-Max-DOWN	8	Access-Accept	This attribute specifies the maximum rate at which the corresponding user is allowed to transmit for downstream data.

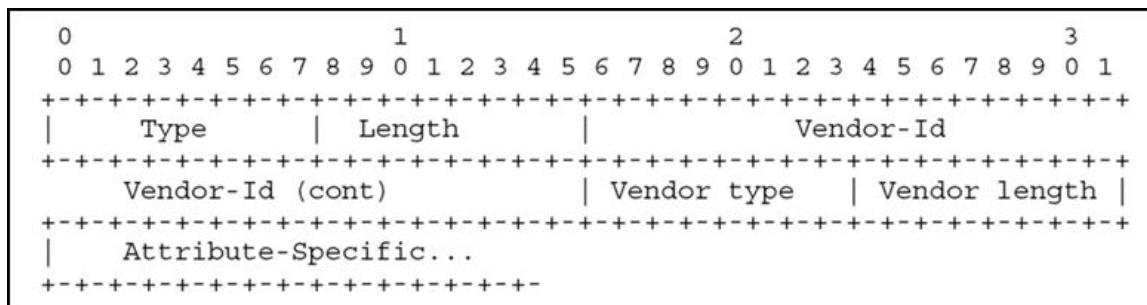
Ruckus Vendor Specific Attributes

All RUCKUS vendor specific attributes are encoded as sequence of:

- Vendor type
- Vendor length
- Value fields

The figure shows the VSA fields.

FIGURE 11 VSA fields



The table lists the RUCKUS vendor specific attributes. The VSA ID for all the following VSAs is 25053 and type is 26.

TABLE 51 RUCKUS vendor specific attributes - 25053

Attribute Name	Attribute ID	RADIUS Message Type	Purpose
Ruckus-TC-Acct-Ids-With-Quota	146	Access-Accept CoA-Request	This attribute reports the messages from AAA to AP via SCG.

AAA Server Dynamic Authorization and List of Vendor Specific Attributes
Ruckus Vendor Specific Attributes

TABLE 51 RUCKUS vendor specific attributes - 25053 (continued)

Attribute Name	Attribute ID	RADIUS Message Type	Purpose
Ruckus-TC-Acct-Ctrs	149	Accounting-Interim-Stop	This attribute reports the messages from AP to SCG.
Ruckus-User-Groups	1	Access-Accept	RADIUS server uses this attribute to indicate the access point group, specifying the UE group.
Ruckus-STA-RSSI	2	Accounting - Interim - Stop	This attribute reports the UEs current RSSI value in the accounting packet.
Ruckus-SSID	3	Access- Request Accounting - Start -Interim- Stop	This attribute reports the associated WLANs SSID in the access request and accounting packet.
Ruckus-WLan-ID	4	Access- Request Accounting - Start -Interim- Stop	This attribute reports the associated WLANs ID. RUCKUS VSA is received only from RUCKUS AP. Note: It is optional for 3rd party APs.
Ruckus-Location	5	Access- Request Accounting - Start -Interim- Stop	This attribute reports the device location for the current/specified access point. This is a configurable value in the device location setting. RUCKUS VSA is received only from RUCKUS AP. It is optional for 3rd party APs.
Ruckus-Grace-Period	6	Access- Request Accounting - Start -Interim- Stop	This attribute is the grace period in hotspot WLANs.
Ruckus-SCG-CBLADE-IP	7	Access- Request Accounting - Start - Interim- Stop	This attribute reports the control plane IP address.
Ruckus-SCG-DBLADE-IP	8	Access- Request Accounting - Start - Interim- Stop	This attribute reports the data plane IP address.
Ruckus-VLAN-ID	9	Access-Accept	This attribute value is as per the configuration specified on the WLAN configuration page of the controller web interface. Refer to Figure 8 .
Ruckus-Sta-Expiration	10		This attribute indicates the expiration value from the RADIUS server.
Ruckus-Sta-UUID	11		This attribute indicates the UUID value from the RADIUS server, when the UUID exists.
Ruckus-Accept-Enhancement-Reason	12		This attribute indicates the reason from the RADIUS server, when the reason exists.
Ruckus-Sta-Inner-Id	13		This attribute indicates the user name from the RADIUS server, when the user exists.
Ruckus-BSSID	14		BSSID for each WLAN in each radio

TABLE 51 RUCKUS vendor specific attributes - 25053 (continued)

Attribute Name	Attribute ID	RADIUS Message Type	Purpose
Ruckus-IMSI	102	Accounting - Start-Stop	This is sent by AAA to the controller as an authorization accept RADIUS message. M-controller utilizes this information to create the PDP context toward GGSN. Refer to Figure 8 .
Ruckus-MSISDN	103		The CUI is generally used, but MSISDN can also be used. ♦
Ruckus-APN	104	Access- Request Accounting - Start - Stop	This attribute carries the APN subscribed by the user. It contains only the network identifier (NI), which is part of the APN. The operator identifier part is stored separately in Ruckus-APN-OI. Note: This attribute is always sent and received as a string format, as explained in Figure 8 .
Ruckus-QoS	105		3GPP-QoS is now used instead of this VSA. However, this VSA is supported in 2.1.x releases.
Ruckus-NAS-Type	109	Accounting - Start	The value for this parameter is always 1. Refer to the encoding as explained in Figure 8 .
Ruckus-Status	110		The Accounting Response does not have a status type. This attribute was added to inform AUT that the Accounting has failed due to the setting of this VSA.
Ruckus-APN-OI	111	Access-Accept Accounting - Start	It contains the Operator ID, which is part of the APN name. APN NI part is sent in the Ruckus-APN attribute. Refer to the encoding as explained in Figure 8 .
Ruckus-Session-Type	125	Access- Accept	The controller server uses this attribute on the access-accept to indicate forward policy of the specific UE.
Ruckus-Acct-Status	126	Access- Accept	The controller server uses this attribute on the Access Accept to indicate if the authenticator needs to send the accounting start for the current/specified client.
Ruckus-Zone-ID	127	Access- Request	The controller server uses this attribute to report the zone ID to which the 3rd party AP is associated. This VSA is received only for 3rd party APs.

AAA Server Dynamic Authorization and List of Vendor Specific Attributes
Ruckus Vendor Specific Attributes

TABLE 51 RUCKUS vendor specific attributes - 25053 (continued)

Attribute Name	Attribute ID	RADIUS Message Type	Purpose
Ruckus-Auth-Server-Id	128		RAS (IDM) and SCG-RACC use this attribute to obtain the AAA UUID from RAS (IDM) and SCG-RAC.
Ruckus-Utp-Id	129		SCG-RAC and Ruckus-AP use this attribute to provide the UTP ID value to the AP.
Ruckus-Area-Code	130		This attribute carries the area code of the NAS location.
Ruckus-Cell-Identifier	131		This attribute carries the cell ID of the NAS location.
Ruckus-Eth-Profile-Id	133		Ruckus-AP and SCG-RAC use this attribute to find the Ethernet-Profile-Id for a particular session
Ruckus-Zone-Name	134		SCG-RAC and the external AAA use this attribute to notify the Zone that the AP belongs to.
Ruckus-Wlan-Name	135		SCG-RAC and the external AAA use this attribute to notify the name of the WLAN that the AP belongs to.
Ruckus-Read-Preference	137		The NBI/RAC and external AAA use this attribute to notify the primary/secondary database from where the data is to be read.
Ruckus-Client-Host-Name	138	String	Host name of the client device which accesses the network.
Ruckus-Client-Os-Type	139	String	Operating System of the client device.
Ruckus-Client-Os-Class	140	String	Operating System category group classes that represent the OS related objects on the client device.
Ruckus-Vlan-Pool	141	String	List of VLAN identifiers supported for WLAN. This attribute can be found only in RADIUS Access-Accept. APs use the MAC hashing to find the proper VLAN ID from the VLAN pool dynamically and tag all the user equipment data traffic.

AP Roaming Scenarios

- [AP Roaming Scenarios Overview..... 137](#)

AP Roaming Scenarios Overview

The AP roaming scenarios are as follows.

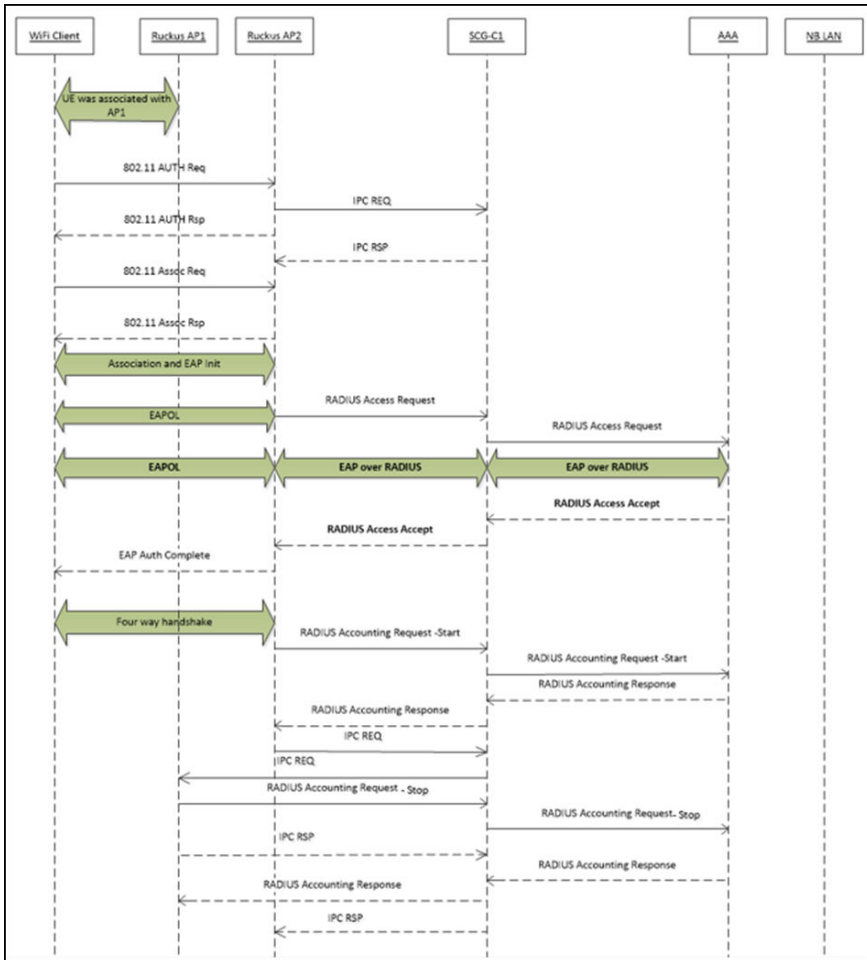
NOTE

The session timeout values received from the AAA server are used for maintaining the PMK/OKC cache timer values at the controller and AP. If the timer value received is less than the default value of 12 hours, it will be used. Otherwise the default value will be used as the maximum value.

Roaming from AP1 to AP2 - PMK / OKC Disabled

In this scenario as seen in the figure, the UE (subscriber) roams from AP1 to AP2. Authentication and accounting messages are initiated from the AP and the PMK (Pairwise Master Key) / OKC (Opportunistic Key Caching) cache is disabled.

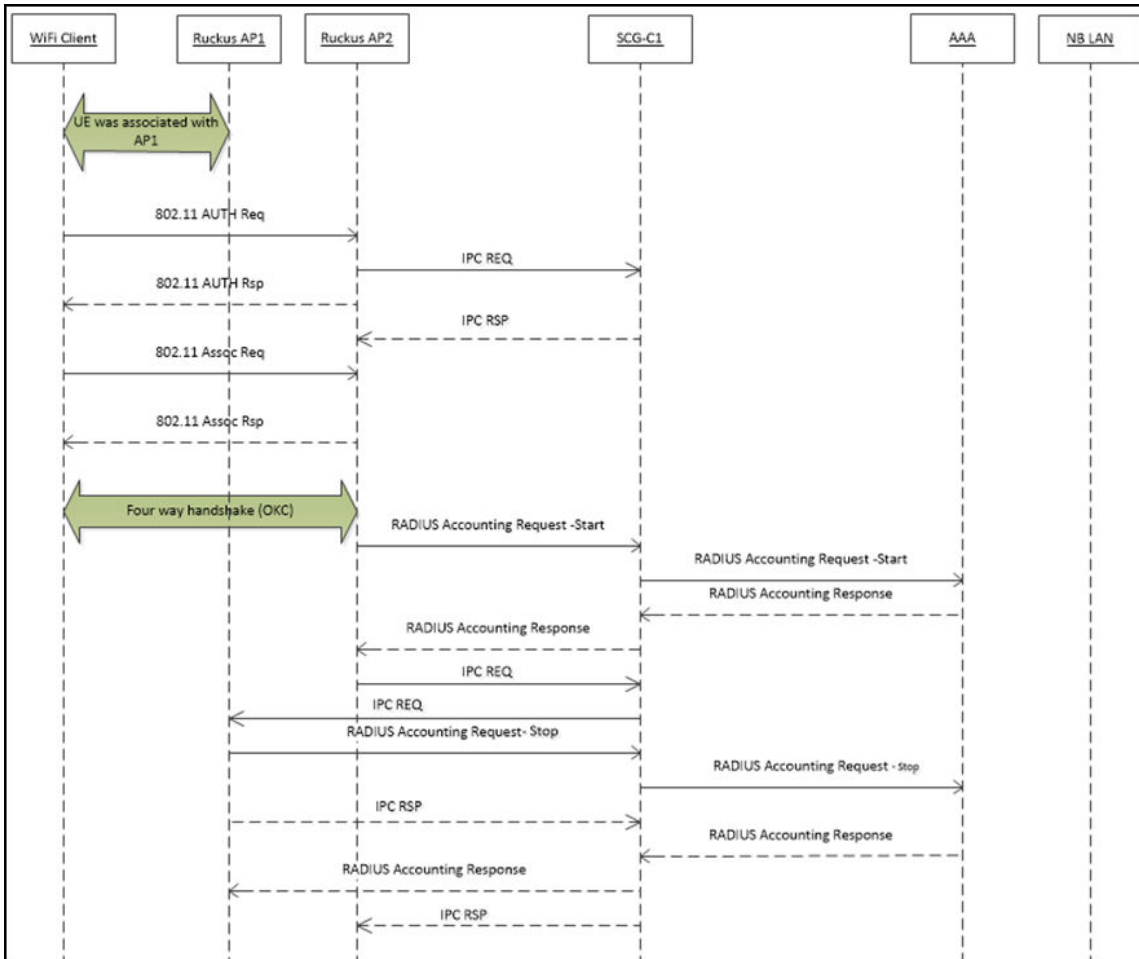
FIGURE 12 UE roaming from AP1 to AP2 - PMK / OKC disabled



Roaming from AP1 to AP2 - PMK / OKC Enabled

In this scenario as seen in the figure, the UE (subscriber) roams from AP1 to AP2. Authentication and accounting messages are initiated from the AP and the PMK / OKC cache is enabled.

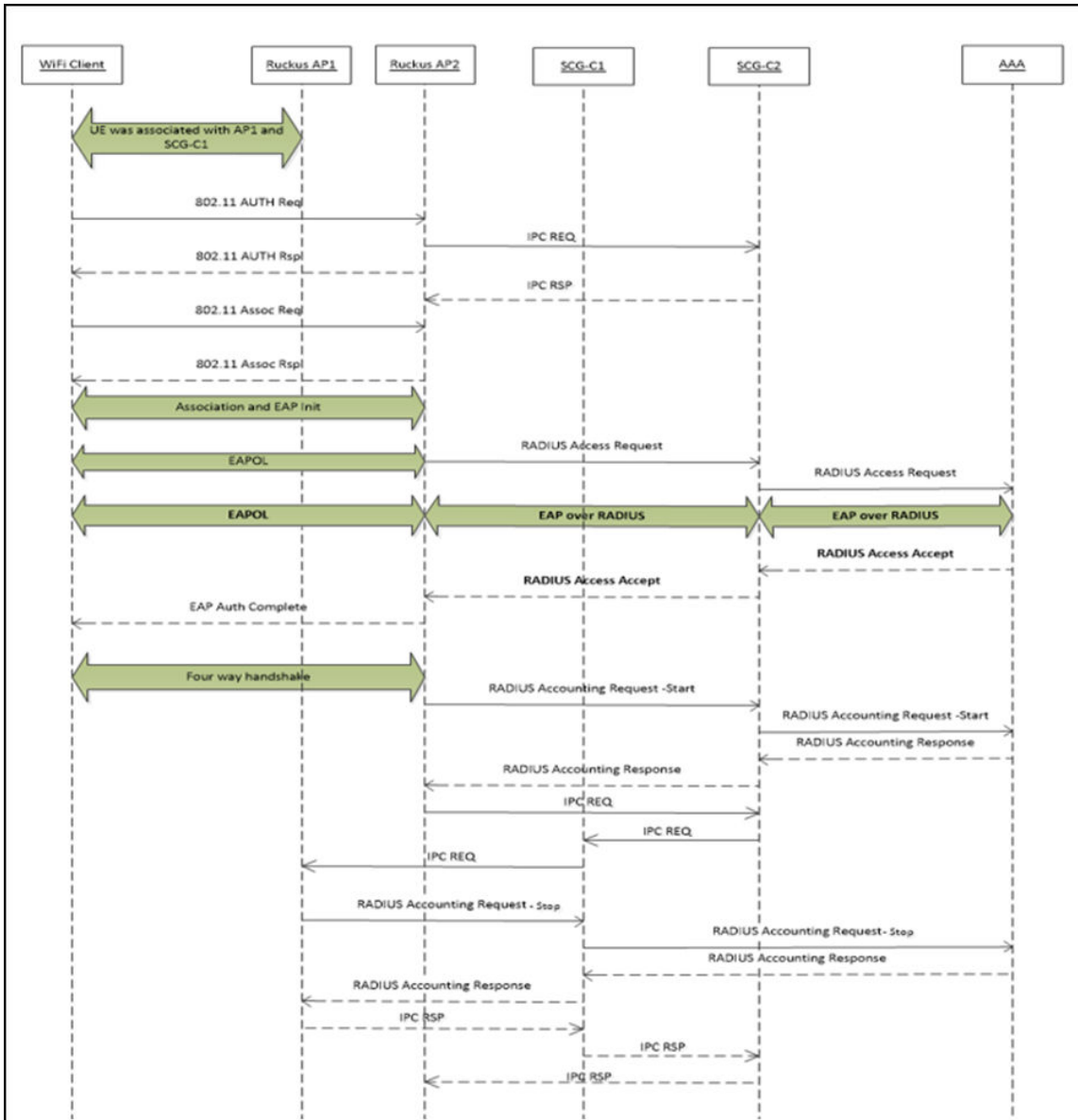
FIGURE 13 UE roaming from AP1 to AP2 - PMK / OKC enabled



AP1 to AP2 Connected to Different Controller Node - PMK / OKC Disabled

In this scenario as seen in the figure, the UE (subscriber) roams from AP1 to AP2 with both the APs connected to the different controller nodes in a cluster environment. The AP initiates authentication of messages whereas accounting messages are initiated by the controller. PMK / OKC cache is disabled.

FIGURE 14 UE roams from AP1 to AP2 connected to different controller node



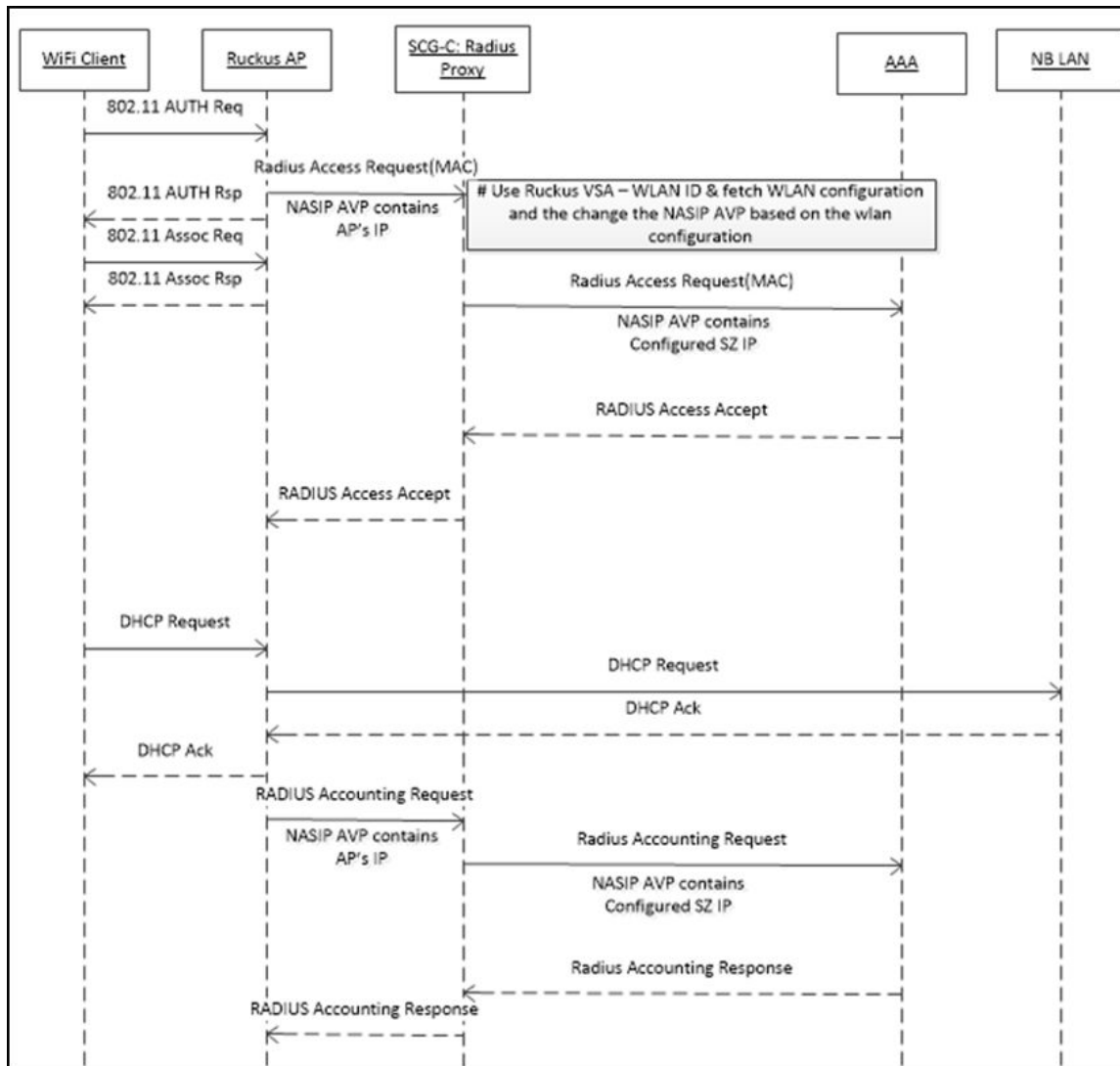
Use Cases

- Use Case Scenarios..... 141

Use Case Scenarios

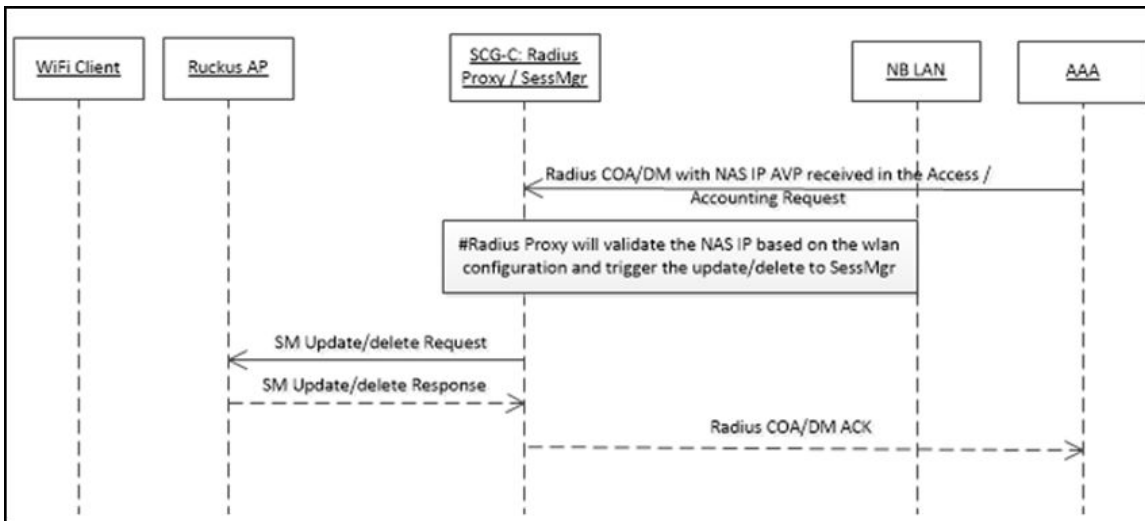
The following are the use cases pertaining to NAS IP, Accounting session identifier and filter identifier.

Authentication and Accounting of NAS IP AVP

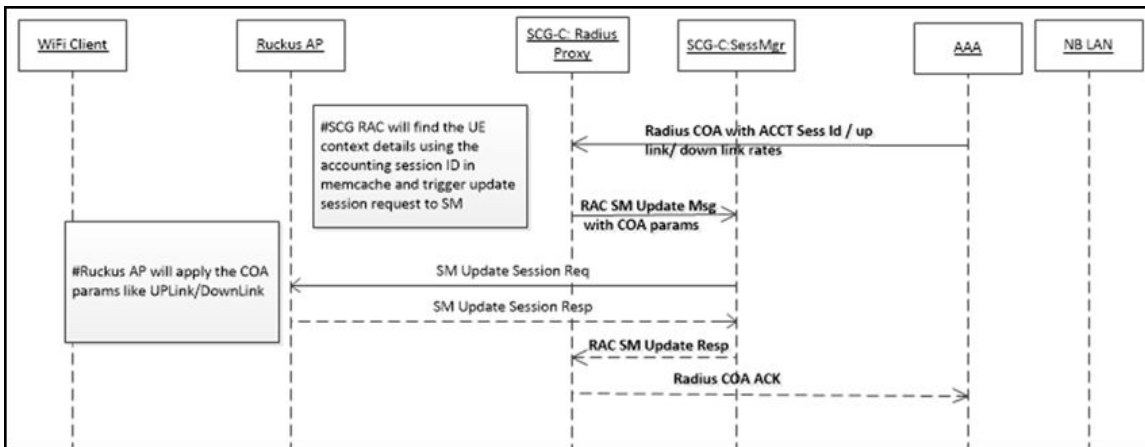


CoA / DM Handling with NAS IP AVP

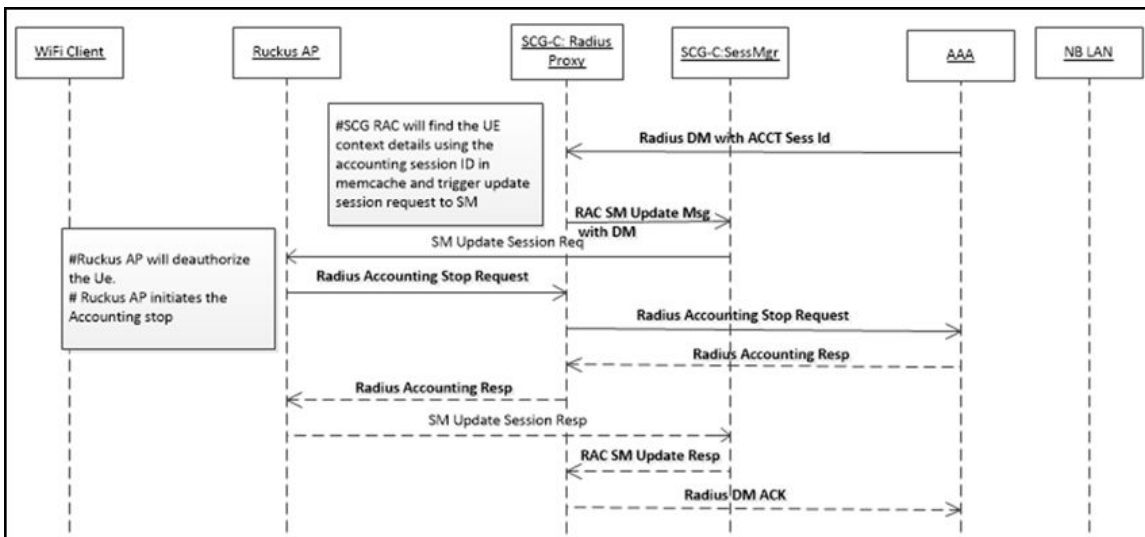
Use Cases
Use Case Scenarios



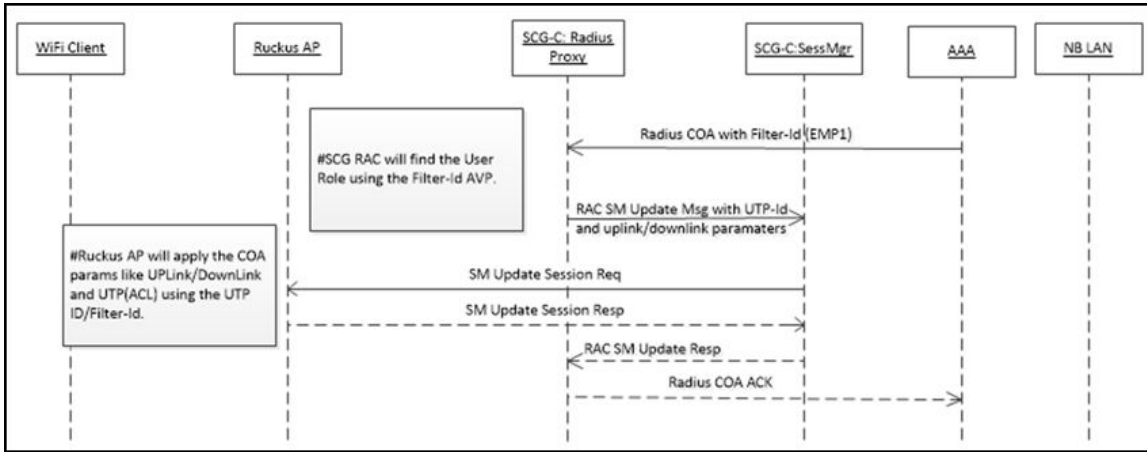
CoA Handling with Accounting Session Identifier



DM Handling with Accounting Session Identifier



User Role change using Radius CoA - Filter Identifier



External DPSK over RADIUS

- External DPSK Over Radius Overview..... 145

External DPSK Over Radius Overview

In the Wi-Fi world, there is always a need for securing access tunnel between the UE and the AP since the UE data traffic can be easily captured and the contents be seen by any networking monitoring devices.

ATTENTION

This section is applicable only for SZ300 and vSZ-H platforms.

There are two existing wireless encryption methods, Pre Shared Key(PSK) and 802.1X, for a secure channel over the air. Most common deployments are PSKs rather than 802.1X because of two main reasons:

1. Configuration on the UE is complex
2. Some devices do not support 802.1X

In PSK WLAN, each UE uses the same shared key (passphrase) to encrypt the data traffic. The main disadvantage of having PSK is that if one of the WLAN user is compromised to share the PSK then the entire user traffic can easily be cracked using the PSK.

This brought the need for having a secure tunnel for each user connected to the WLAN. Ruckus Networks has come with the solution to provide a robust and secure wireless access for each individual user.

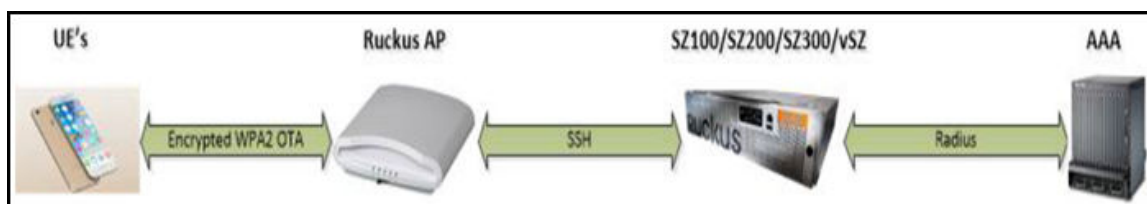
Ruckus Networks supports Dynamic Pre Shared Key (DPSK) with the following modes.

- **Internal:** The controller or AP manages and retains the DPSK for each individual user with a very optimistic way of handling the DPSK. The number of DPSK supported is limited.
- **External:** The controller or AP supports the external mode, which uses the RADIUS interface with the Radius Server (AAA) for the DPSK to be maintained at one place. There is no limitation to the number of DPSKs supported. It also simplifies the usecases for the operators and service providers.

DPSK - External

The controller or AP uses the existing Mac-Authentication (Radius) functionalities to obtain the user DPSK and other session authorization parameters from Radius server (AAA) as seen in the figure below.

FIGURE 15 DPSK - External



How does the DSPK Work

- AAA server generates and maintains the DPSK for each individual user through their UE MAC.
- During UE association, the controller or AP triggers the Radius Access Request to the Radius server (AAA)

External DPSK over RADIUS

External DPSK Over Radius Overview

- Radius server (AAA) sends back the Radius Access Accept with the new RUCKUS VSA. If the user is found using the UE MAC, the Radius server can include other authorization parameter like session timeout/idle timeout/interim timeout/ user group(role) and more in the Radius Access Accept message.
- Radius server (AAA) sends back the Radius Access Reject if the UE MAC is not found in their data base. The AP or controller restricts the UE from being associated to the WLAN if it receives the access reject from the AAA server. The AP's are capable of barring the UE after couple of association attempts.

DPSK VSA

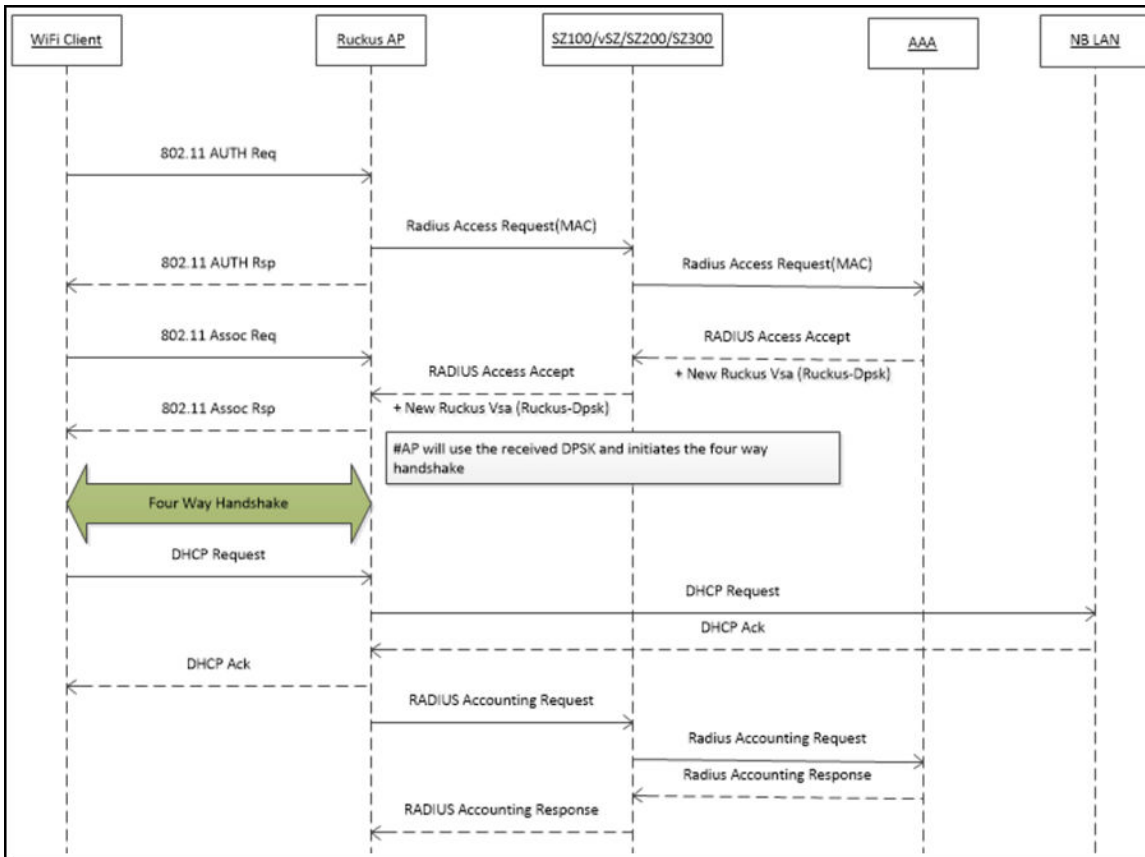
TABLE 52 DPSK VSA

VSA Attribute	Details
Attribute	Vendor-Specific
Attribute Type	26
Presence	Conditional
Vendor ID	RUCKUS:25053
VSA	RUCKUS-DPSK(142)
VSA Length	Variable

UE Association Call Flow

Radius AAA server includes the new DPSK VSA to retain the PSK value. It also includes the *Filter-Id AVP* for the controller or AP to map the user role and apply the uplink or downlink rates, D-Vlan or Vlan-pool and ACL. The Radius AAA server also has all the other standard sessions related attributes. It also uses the the session timeout to force the UE to re-associate (reauthenticate) with the AP and handles the expiry of the DPSK.

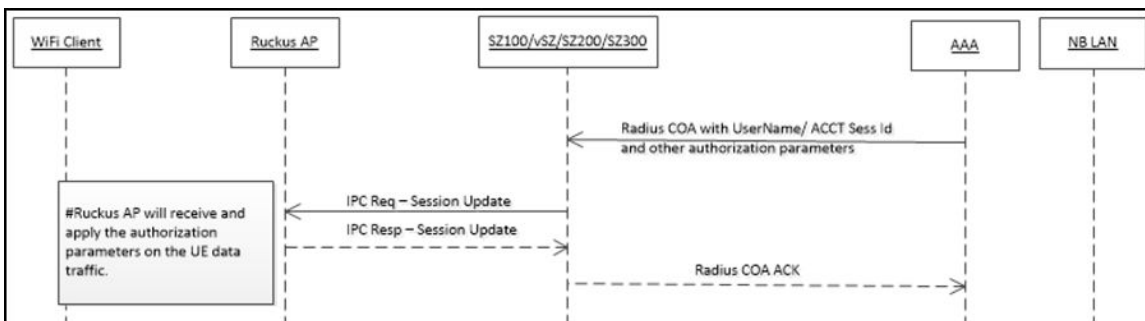
FIGURE 16 UE Association Call Flow



Radius Change of Authorization (CoA) Call Flow

Radius CoA is used for changing the authorization parameters like user role or all session related timeouts / uplink rate/downlink rate for the UE session. For example, if the user subscribes to a premium package when they are associated with the WLAN, then the Radius AAA server can trigger the CoA message to the controller and make the changes applied on the UE traffic.

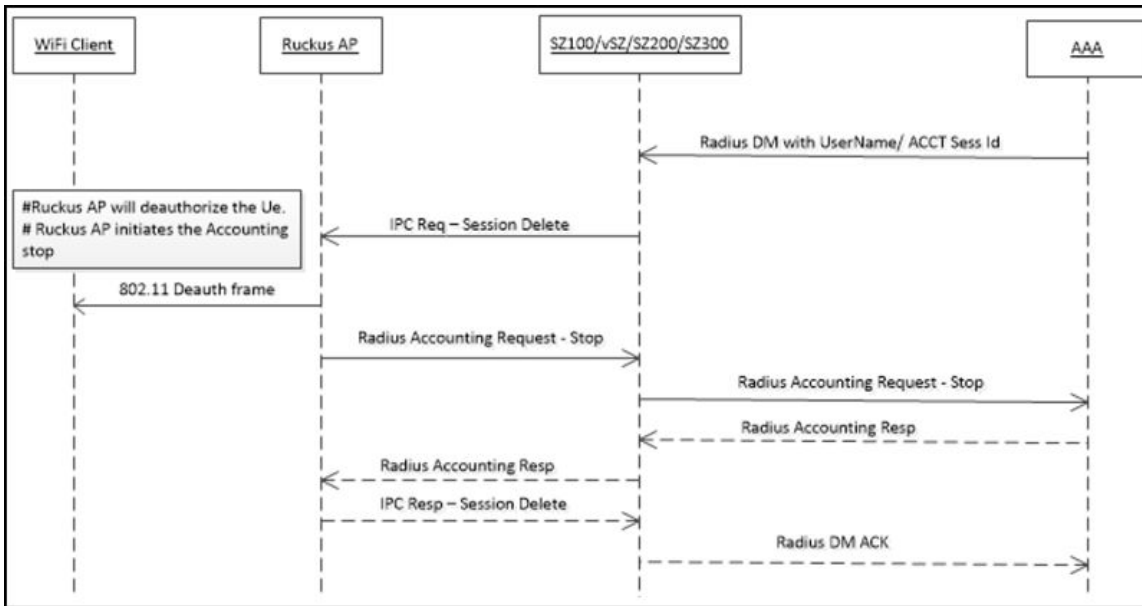
FIGURE 17 CoA Call Flow



Radius Disconnect Message (DM) Call Flow

Radius DM is used for the de-authenticating the authorized UE from the AP and forces the UE to re-associate with the WLAN. For example, if the operator deletes the DPSK for the user or expiry of the DPSK or for other reasons.

FIGURE 18 DM Call Flow



NOTE

In order to check the WLAN configuration for external DPSK over RADIUS, refer to the section "Creating an External DPSK Over RADIUS WLAN" in the Administration Guide.



© 2024 CommScope, Inc. All rights reserved.
350 West Java Dr., Sunnyvale, CA 94089 USA
<https://www.commscope.com>